



# NightRider™

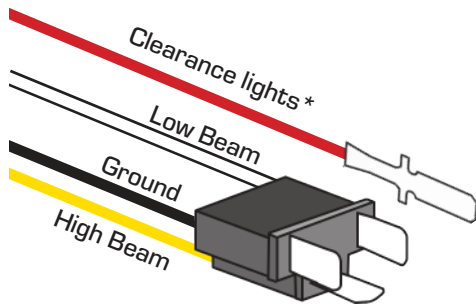
LEDS

Thank you for purchasing NightRider™ LEDS  
SAE/DOT 4x6 Sealed Beam Replacement Headlights.

**Please read before installing your new headlight.**

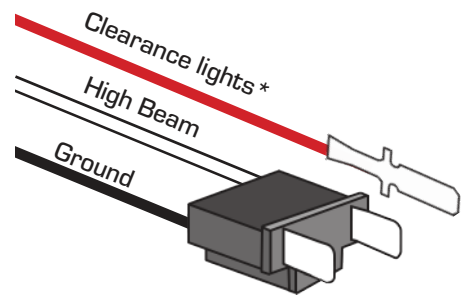
Before hooking up your new 4x6 sealed beam headlight to your vehicle's wiring harness, it is important to know that not all systems are made up the same. This light comes *plug & play* ready with an H4656/H4651 plug configuration, but you might need to make some adjustments depending on your vehicle's wiring.

### NRH46LB



Low Beam Headlight Plug  
(H4656 equivalent)

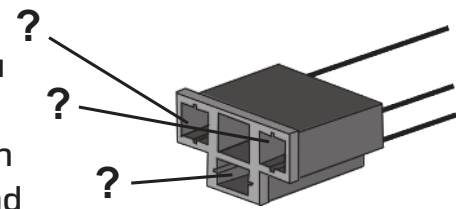
### NRH46HB



High Beam Headlight Plug  
(H4651 equivalent)

\* Connecting this wire to your clearance light circuit is optional.

Determine the function of each wire coming from your vehicle's wiring harness (eg. ground, high beam and low beam). If what you find is different from the configuration in figure A or C for high beam, you will need to remove the wires from the plug and switch them around before inserting them again so that they correspond with what your vehicle's wiring harness is set up for.

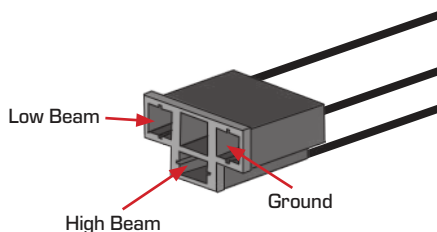


Connection plug-in on vehicle side

Here some standard configurations of wiring connectors (vehicle side):

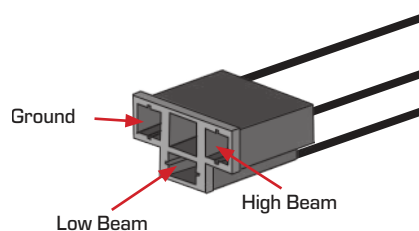
#### Figure A

4x6 sealed low beam  
(H4656 equivalent)



#### Figure B

Standard H4 wiring



#### Figure C

4x6 sealed high beam  
(H4651 equivalent)

