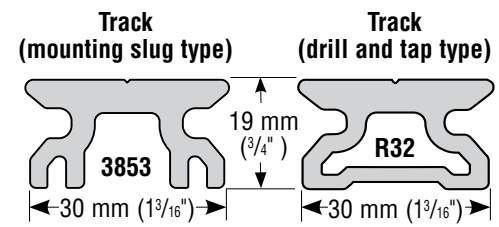

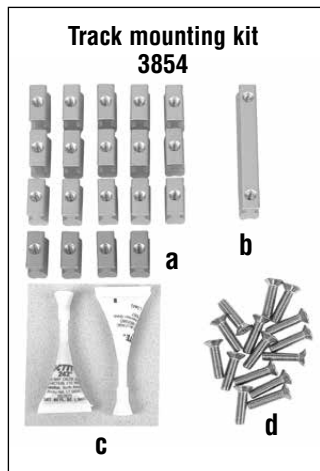
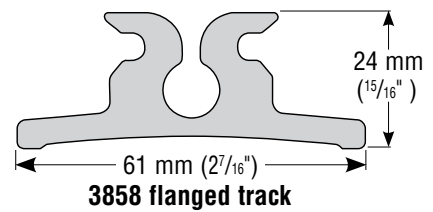


Thank you for purchasing Harken's C Battcar system. Please read manual *before* assembling system.

Headboard cars (assembly)



Parts

Part No.	Description	Comments
3867	Headboard cars	3867 must use 3876 or 3877 headboard.
3871	Intermediate cars	Consult sailmaker for quantity required.
3868	Batten car	12 mm threaded stud. Purchase batten receptacle separately.
3869	Batten car	14 mm threaded stud. Purchase batten receptacle separately.
3870	Batten car	16 mm threaded stud. Purchase batten receptacle separately.
3872	Universal Battcar	Purchase batten receptacle and threaded stud separately.
3873	Reef tack car	Double up track screws at reefed car position.
3876	Standard web-on headboard	See sailmaker instructions, page 12 - 13.
3877	Square-top web-on headboard	See sailmaker instructions, page 12 - 13.



1. Tape measure
2. Tape
3. Power drill (screwdriver)
4. Drill bit -8.5mm (21/64")
5. Phillips screwdriver
6. Hammer
7. Hacksaw
8. Center punch
9. File
10. Putty knife
11. Welders clamp

Mast-up installation: Stepladder secured to the boat.
Work height: 2.13 m (7') above boom

Track and Accessories

Part No.	Description	Includes
3854	Track mounting	(a) 19 mounting slugs 25 mm (1"); (b) 1 connector slug 105 mm (4 1/8"); (c) 2 tubes blue Loctite® adhesive; (d) 21 HFS319 flathead screws 8 x 25 mm.
3875	Pinstop end kit	(c) 1 tube blue Loctite; (f) 1 top stop slug 51 mm (2"); (g) 4 HFS319 flathead screws 8 x 25 mm; (h) 2 HFS323 flathead screws 8 x 40 mm; (i) 2 mounting slugs 25 mm (1"); (j) 1 top endstop 548A; (k) pinstop; (l) 1 end track.
3855	Endstop kit	(c) 1 tube blue Loctite; (f) 2 stop slugs 51 mm (2"); (h) 4 HFS323 flathead screws 8 x 40 mm; (j) 1 endstop 548A; (m) 1 HBB185 high-load endstop.
3853	Track (slug type)	Section length: 2.08 m (6'9 15/16"). Number of track sections depends on luff length of mainsail.
R32	Track (drill and tap type)	Use for masts without grooves or when slugs will not fit. Purchase stainless steel 10 mm or 3/8" screws separately. 3853 track requires mounting slugs. See page 8 for drill/tap sizes and mounting instructions.