


## REMOVING SUPPORTS FROM COCKPIT NOSECONE AND CLEAR INSERT FOR DEAGOSTINI MILLENNIUM FALCON

1. Lets remove the base and supports from the clear insert first



2. Start by cutting off the supports from the base with a pair of sidecutters...




3. ...or an X-Acto knife



4. In the end you should have your base separated as shown



5. The supports can be removed by hand...



6. ...or with the use of an X-Acto knife



7. This is the final result







1. Removing supports from the nosecone.



2. Start by snipping off the base supports




3. Continue by removing the rest of the thinner supports



4. Carefully remove the window frame supports on the sides by using a pair of sharp sidecutters



5. Continue the operation on the front side of the nosecone...



6. ...until all of the supports have been cut off



7. You should be able to separate your nosecone from the base and the support structure now



8. Cut off the door frame from the base with a sharp knife



9. Cut the support column in half to be able to remove the door frame



10. All done!