

LMSharpDiamond™

LM

feel the
difference

NO MORE SHARPENING!

LMSharpDiamond™

SHARPEN FREE COATING



CHOOSE SHARP.

NO MORE SHARPENING!

Enjoy sharpen free prophylaxis and perio
with LM Sharp Diamond™ coated instruments



WE CREATE GENUINE VALUE FOR DENTAL CARE PROFESSIONALS

LM Sharp Diamond™ instruments are completely sharpen free.

These instruments are made from exceptionally durable special metal alloy, and its wear resistance is enhanced by a protective micro membrane coating.

LEARN MORE

Scan the QR for more
info & video at
[www.lm-dental.com/
sharpdiamond](http://www.lm-dental.com/sharpdiamond)





EXCELLENT SHARPNESS AND COMFORT

LM Sharp Diamond™ instruments with LM-ErgoSense® handle are especially suitable for clinicians who use hand instruments frequently and want to minimize the time spent maintaining dental instruments. These instruments combine optimal characteristics of superior sharpness, tactile sensitivity and comfort.

BETTER INSTRUMENTS BRING BETTER OUTCOMES

LM Sharp Diamond™ instruments are well-suited for all forms of scaling. These instruments retain their original functionality, size and shape throughout their lifetime. The time saved from sharpening can be used for productive work and promotion of health. Choose sharp and work efficiently.

Elastic, ergonomic surface material and optimal contouring
- comfortable and non-slip grip

Special alloyed metal core
- lightweight structure
- metal-to-metal connection for enhanced tactile sensitivity

Optimal rigidity
- excellent sensitivity and efficiency
- outstanding corrosion resistance

Precision formed tips and high-quality finishing
- extremely sharp and smooth cutting edge

Ultimate LMSharpDiamond™ SHARPEN FREE coating

- Micro membrane coating made using the most advanced PVD (Physical Vapor Deposition) technology
- Completely sharpen free
- Superior long-lasting sharpness
- Maximal wear resistance





CHOOSE SHARP.

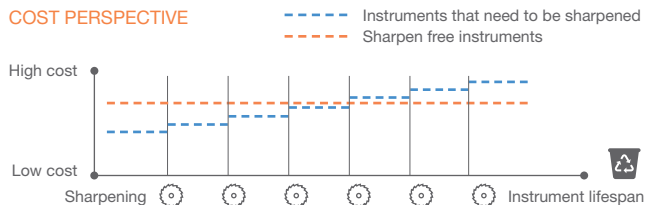
Facts to consider when it comes to the **SHARPNESS** of dental hygiene instruments

- The lifespan of a dental instrument typically ranges from 6 to 18 months, depending on usage frequency and handling techniques.
- To ensure optimal performance, most hygienists recommend sharpening instruments at least every two weeks. Prolonged use without regular sharpening can result in dullness and less effective work, leading to reduced patient comfort and satisfaction.
- A significant number of instruments are often used for longer durations than recommended, leading to diminished performance due to bluntness.
- While sharpening is crucial for maintaining sharpness, excessive sharpening can alter the original cutting shape and angularity, leading to reduced instrument durability and an increased risk of breakage.
- It is of outmost importance for hygienists to utilize instruments that are sharp, as sharp scalers not only minimize fatigue and ergonomic strain for hygienists but also lead to enhanced patient comfort.

COMPARISON of sharpen free instruments and instruments that can be sharpened



COST PERSPECTIVE



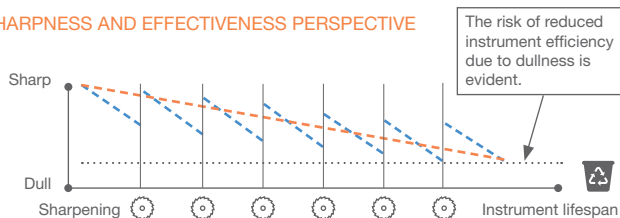
COST PERSPECTIVE

Switching from conventional to sharpen free instruments a small clinic allows to reduce costs significantly, even 10 000€, in one year.

The purchase price of sharpen free instruments is ~25% higher compared to instruments that can be resharpended. However, the cost of sharpening services or doing it yourself, counting time, amounts to easily 5-10€ per sharpening. As a result, the price difference between sharpen free hand instruments and those that require sharpening becomes negligible already after approximately 3-4 sharpening sessions.

By choosing sharpen free hand instruments, the need for sharpening is eliminated. This not only saves valuable time but also reduces expenses, which can then be redirected towards more productive work.

SHARPNESS AND EFFECTIVENESS PERSPECTIVE

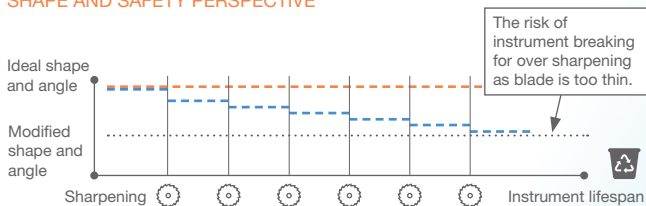


SHARPNESS AND EFFECTIVENESS PERSPECTIVE

Sharpen free instruments can retain their sharpness for 82% longer compared to resharpening instruments, which tend to lose their sharpness more quickly.

Additionally, resharpening instruments display greater fluctuations in sharpness over time.

SHAPE AND SAFETY PERSPECTIVE



SHAPE AND SAFETY PERSPECTIVE

Sharpen free instruments maintain their original design, shape, and angulation consistently throughout their entire lifespan.

Excessive sharpening of instruments can alter the original cutting shape and angularity, which may lead to reduced instrument durability and increased risk of breakage.

SHARPEN FREE MICRO COATING

Savings of time & money

Highest rated ergonomics with sensational grip *)

You will enjoy full control and improved tactile sense, while effectively removing the calculus.



Long-lasting superior sharpness

Improved productivity & clinical results

DIAMOND-LIKE FEATURES

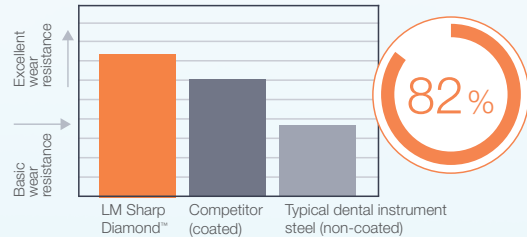
- Sharpen free 
- Superior sharpness 
- Highest rated ergonomics..... 
- Minimum maintenance 

HARDNESS


Hardness contributes to the durability of the instrument. LM Sharp Diamond™ reaches hardness of over 63 on Rockwell scale.



WEAR RESISTANCE **)



decrease in wear compared to typical dental hand instrument material.



Cutting edge of the LM Sharp Diamond™ curette and the magnification of the edge after the test.

Cutting edge of a typical non-coated curette and the magnification of the edge after the test.

Reference studies: *) (1) Sormunen E., Nevala N: Evaluation of ergonomics and usability of dental scaling instruments; Dental scaling simulation and Field study, part III. Finnish Institute of Occupational Health, LM-Instruments Oy. (2) Nevala N, Sormunen E, Remes J, Suomalainen K: Ergonomic and productivity evaluation of scaling instruments in dentistry. The Ergonomics Open Journal 2013; 6, 6-12. **) Leppänen J. et al: The influence of PVD coatings on the wear performance of steel dental curettes. Key Engineering Materials Vol. 674 (2016), 289-295.

Sharpen free instrument range



Sickle Scalers

“ LMSharpJack™ - what a great instrument!

It has the best features you could wish for. It's very narrow and thin which allows you to enter everywhere, even in the smallest areas.

Perfect that the tip is so long so you can get in between molars.

My favorite without competition, I'm in love!”

Malin, RDH, Sweden



LM-SharpJack™ SD

- Anterior/posterior scaler
- Extra long, thin dual-edged blades for easy and efficient interproximal access

LMErgoSense®

315-316SDES



NEW



Sickle LM23 Slim SD

- Universal scaler
- For anterior and posterior areas
- Thin version of LM23 scaler
- Better access to interproximal areas

LMErgoSense®

343-344SDES



Micro Sickle SD

- Anterior/posterior scaler
- Delicate working end
- Elongated shank
- Ideal for tight interproximal surfaces

LMErgoSense®

301-302SDES



Mini Sickle SD

- Universal scaler
- For all tooth surfaces
- Fine, slightly angled blade

LMErgoSense®

311-312SDES



Scaler LM Nebraska 128 SD

- Instrument for the anterior interproximals

LMErgoSense®

128-128SDES



NEW



Sickle NV1 SD

- Anterior scaler
- Sickle end for removing interproximal calculus and stain
- Disc end for lingual surfaces of incisors

LMErgoSense®
317-318SDES



NEW



Sickle NV2 SD

- Posterior scaler
- Heavily angled long shank allows for posterior access
- Thin and long blades provide easy access to interproximals

LMErgoSense®
319-320SDES



CHOOSE SHARP.





Sickle LM23 SD

- Posterior scaler
- Shorter blades and longer lower shank than in Mini Sickle

LMErgoSense®
313-314SDES



Sickle LM204S SD

- Sharply angulated shank and very fine working end

LMErgoSense®
303-304SDES



Scaler H6-H7 SD

- For all tooth surfaces
- Longer shank and smaller lateral bending than in LM-SharpJack™

LMErgoSense®
146-147SDES

Universal Curettes

NEW



Mini McCall 13S-14S SD

- For deep, narrow pockets
- Slightly sharp, rounded tip

LMErgoSense®
222-223MSDES



Columbia 4L-4R SD

- For incisors, canines and premolars
- For heavier calculus

LMErgoSense®
219-220SDES



Barnhart 5-6 SD

- For molars
- Shorter lower shank

LMErgoSense®
227-228SDES



LM Dual Gracey™ for EASY INSTRUMENTATION

LM Dual Gracey™ combines the benefits of a universal curette and a Gracey curette in one. These instruments are designed for the removal of supra and subgingival calculus from all tooth surfaces. The LM Dual Gracey™ concept, combining Gracey curettes and universal curettes, enables fewer instruments to be used. The traditional set of four Graceys may be replaced with only two LM Dual Gracey™ instruments: Syntette™ and Syntette™ Anterior.

SIMPLY CLEVER TIP DESIGN

Each LM Dual Gracey™ tip has two elliptical cutting edges - a mesial and a distal edge. This design allows for treatment of both mesial and distal tooth surfaces. The lower shank is kept parallel to the tooth surface while scaling, of particular convenience when accessing subgingivally. LM Dual Graceys™ are suitable for vertical, horizontal and oblique scaling techniques.



LM Dual Gracey™ instruments have rounded tip with two cutting edges.



LM Dual Gracey™ instruments

- The original LM Dual Gracey™ curette, a combination of universal curette and Gracey 11/12 and Gracey 13/14 curettes
- For removal of supra and subgingival calculus in premolar and molar areas
- For all tooth surfaces
- Mini model is excellent in narrow and deep pockets



Syntette™ SD

LMErgoSense®
215-216SDES



Mini Syntette™ SD

LMErgoSense®
215-216MSDES

- Syntette™ Anterior is completing the set of LM Dual Graceys™
- A combination of universal curette and Gracey 1/2 and Gracey 7/8 curettes
- For removal of supra and subgingival calculus in premolar and anterior areas
- For all tooth surfaces
- Mini model is excellent in narrow and deep pockets



Syntette™ Anterior SD

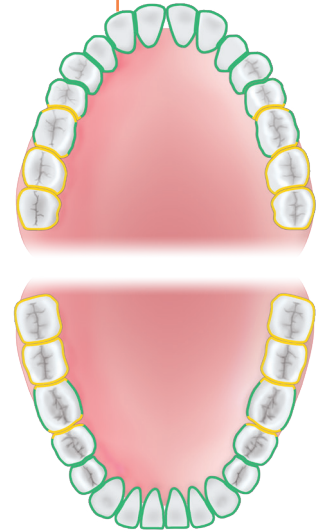
LMErgoSense®
275-276SDES



Mini Syntette™ Anterior SD

LMErgoSense®
275-276MSDES

Recommendation for optimal treatment areas



How to use video





I love LM Sharp Diamond™ instruments. As a regular user, their superior sharpness, tactile sensitivity, and comfort have truly made a difference in my practice.

With the ergonomic LM-ErgoSense® handle, these instruments feel like natural extensions of my hands, perfectly designed for all forms of scaling. What's truly impressive is their durability. These instruments maintain their original functionality, size, and shape throughout their lifetime, freeing me from frequent maintenance. This saved time is better spent promoting health and crafting beautiful smiles.

The standout feature? Their sharpen free design. Crafted from a durable special metal alloy and enhanced with a protective micro membrane coating, these tools are built to last, enabling me to work efficiently effortlessly. My personal favorite is the LM Dual Gracey™. It's more than just an instrument; it's my partner in delivering exceptional oral health care.



With LM Sharp Diamond™, I'm not just doing my job - I'm perfecting it. I choose to work smart. I choose to work efficiently. I choose LM Sharp Diamond™.

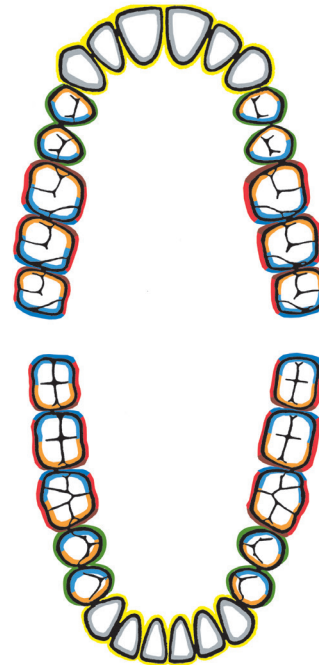
Dr. Joy Void-Holmes

RDH, BSDH, DHSc
CEO / Founder, Dr. Joy

Gracey Currettes

- Gracey curettes are area specific curettes for the removal of deep subgingival calculus
- For finishing of subgingival root surfaces

Area specific indications



INCISORS

● All surfaces


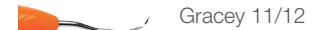


PREMOLARS AND MOLARS

● Buccal-lingual



● Mesial



● Distal



- For incisors and premolars
- For all tooth surfaces



Gracey 1/2 SD

LMErgoSense®

201-202SDES



Mini Gracey 1/2 SD

LMErgoSense®

201-202MSDES



- For premolars and molars
- For buccal and lingual surfaces



Gracey 7/8 SD

LMErgoSense®

207-208SDES



Mini Gracey 7/8 SD

LMErgoSense®

207-208MSDES



Gracey 9/10 SD

- For molars' buccal and lingual surfaces using horizontal technique

LMErgoSense®

209-210SDES



Gracey 11/12 SD

LMErgoSense®

211-212SDES



Mini Gracey 11/12 SD

LMErgoSense®

211-212MSDES

- For premolars and molars
- For mesial surfaces

- For premolars and molars
- For distal surfaces



Gracey 13/14 SD

LMErgoSense®

213-214SDES



Mini Gracey 13/14 SD

LMErgoSense®

213-214MSDES

- For molars' mesial surfaces
- Blade shank more sharply angulated than in Gracey 11/12 for better access



Gracey 15/16 SD

LMErgoSense®

245-246SDES



Mini Gracey 15/16 SD

LMErgoSense®

245-246MSDES



- For molars' distal surfaces
- Blade shank more sharply angulated than in Gracey 13/14 for better access



Gracey 17/18 SD

LMErgoSense®

247-248SDES




Mini Gracey 17/18 SD

LMErgoSense®

247-248MSDES



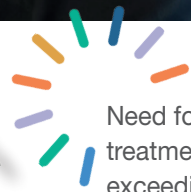


“Chosen by the Clinician” treatment cases by RDH Tatiana Brandt help to systematize the approach to periodontal instrumentation, give suggestions on how to be more creative in instrument choice and application, and how to make instrument use more beneficial and less time-consuming by working with specific set of periodontal instruments.

These cases present effective instrumentation with chosen minimal sets of Gracey and Dual Gracey curettes and sickles.

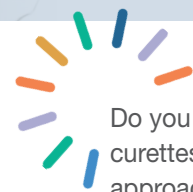
INSTRUMENTATION WITH MINIMAL SET OF INSTRUMENTS

Effective periodontal instrumentation may be achieved by using just a few instruments, provided that the correct instrumentation technique is used. What are the clinical characteristics and correct techniques with these chosen instruments? Scan the QR codes for step-by-step demonstrated treatment cases!



Need for comprehensive periodontal treatment with probing depth exceeding 5 mm?

- Choice of instruments:
- Macro Gracey 13/14
 - Mini Gracey 11/12
 - Mini Gracey 1/2
 - Mini Sickle



Do you prefer to work with universal curettes but need a subgingival approach?

- Choice of instruments:
- Mini Syntette™ Anterior SD
 - Barnhart 5-6 SD
 - Mini Syntette™ SD
 - Sickle LM23 SD



Exclusively distributed by Curion



2571 Smith Street Richmond, BC., V6X 2J1 Canada
EN: 1.800.667.8811 | FR: 1.800.211.1200
curion.ca | wecare@curion.ca

LM Dental™

 LM-Instruments Oy

Norrbyn rantatie 8 | FI-21600 Parainen | Finland

Tel. +358 2 4546 400

info@lm-dental.com | www.lm-dental.com

