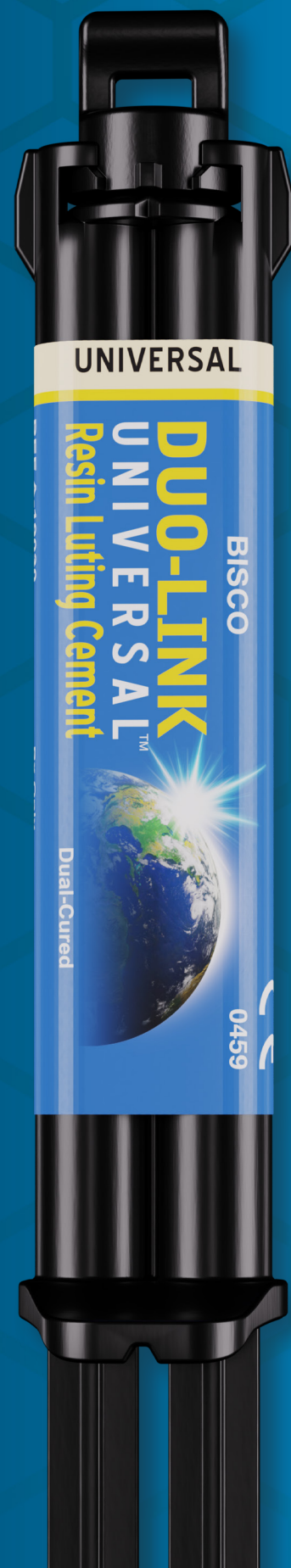
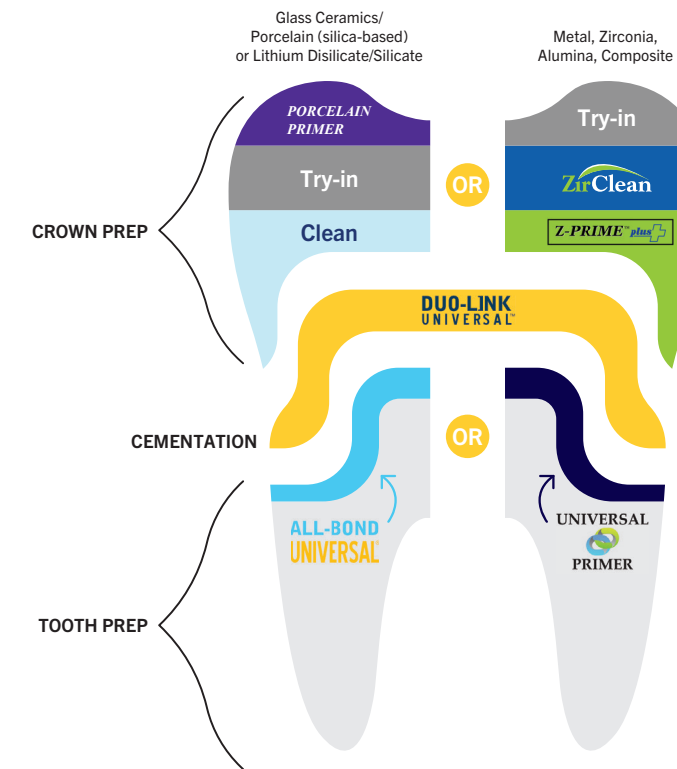
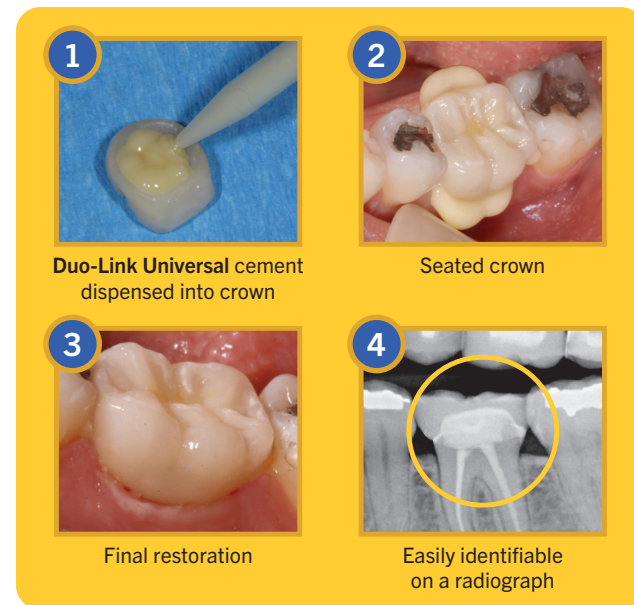


UNIVERSALLY  
**STRONG.**  
UNIVERSALLY  
**SIMPLE.**



## CASE STUDY

Courtesy of Adamo Notarantonio, DDS, AACD, FICOI



## ORDERING INFORMATION

**DUO-LINK UNIVERSAL SYSTEM KIT** ..... A-19620K

1 Dual-Syringe DUO-LINK UNIVERSAL Shade: UNIVERSAL (8g), 1 Bottle ALL-BOND UNIVERSAL (6ml),  
1 Bottle Z-PRIME PLUS (2ml), 1 Bottle Porcelain Primer (3ml), Accessories, Instructions

**DUO-LINK UNIVERSAL WITH UNIVERSAL PRIMER** ..... A-19710K

1 Dual-Syringe DUO-LINK UNIVERSAL Shade: UNIVERSAL (8g), 1 Bottle UNIVERSAL PRIMER PART A (6ml),  
1 Bottle UNIVERSAL PRIMER PART B (6ml), 1 Bottle Z-PRIME PLUS (2ml), 1 Bottle PORCELAIN PRIMER (3ml),  
Accessories, Instructions

### 1 DUAL-SYRINGE PACKAGE

1 Dual-syringe (8g), 15 Mixing Tips and Intraoral Tips, Instructions

**UNIVERSAL** ..... A-19030P

**MILKY WHITE** ..... A-197MWP

**ALL-BOND UNIVERSAL (6ml Bottle)** ..... B-7202P

**UNIVERSAL PRIMER PART A & B SET (6ml ea.)** ..... B-4110P

**Z-PRIME PLUS (2ml Bottle)** ..... B-6002P

**ZIRCLEAN® (5g Syringe)** ..... B-7351P

Exclusively distributed by Curion

curion.ca | EN: 1.800.667.8811 | FR: 1.800.211.1200



# DUO-LINK UNIVERSAL™





# DUO-LINK UNIVERSAL™

the perfect fit for your office



## BISCO's DUO-LINK UNIVERSAL

The adhesive resin cement is specially formulated for cementation of ALL† indirect restorations. It is available in two esthetic shades, Universal and Milky White. Duo-Link Universal is intended for use with adhesives designed for compatibility with all dental materials, including all BISCO adhesives.

### Universal for all cementation procedures†

Indicated for all crowns, bridges (fixed prosthesis), inlays, onlays, and posts/dowels, fabricated from metal, composite, porcelain, glass ceramics, zirconia, and alumina.

### Extremely easy clean-up

Formulated to allow for quick and easy removal of excess cement

### Highly radiopaque

Easily identified on radiographs for quick and effective diagnosis

### High degree of conversion

High degree of conversion in both light- and self-cured modes ensures a strong, long lasting restoration

### Easy to use

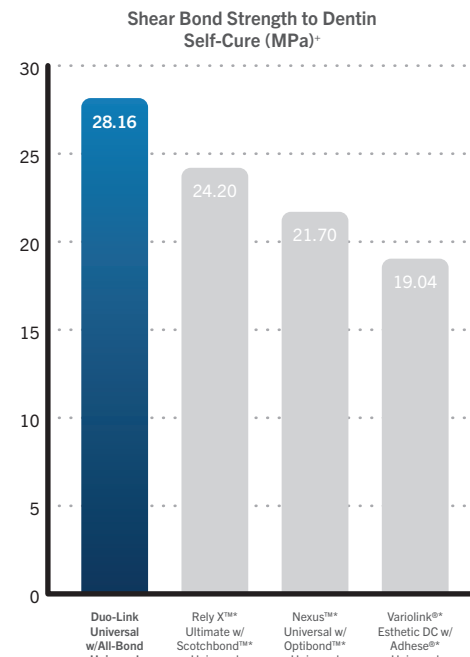
Auto-mix, dual-syringe provides a consistent mix for immediate delivery

### CAD/CAM restorations

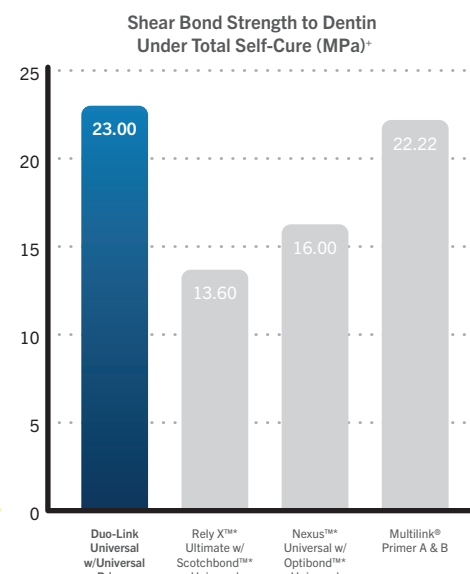
Ideal for all chairside and lab-fabricated restorations

### Two shades

Universal shade is a translucent A2 and the Milky White shade is more opaque and can be used to mask darker tooth preps



\* All data generated using a self-etch bonding technique. Adhesives have been light-cured following each manufacturer's instructions. Shear bond strength generated using Ultradent method on dentin.



\* All data generated using a self-etch bonding technique. Total self cure requires for both the adhesive and the cement to be self cured, per manufacturer's instructions. Shear bond strength generated using Ultradent method on dentin.

# WHICH KIT IS RIGHT FOR YOU?

The Duo-Link Universal kit is an adhesive cementation system. The combination of award-winning, innovative products provides high retention and durability of indirect substrates in a simple, universal, and easy-to-use kit.



VS



DUO-LINK UNIVERSAL KIT WITH ALL-BOND UNIVERSAL®		DUO-LINK UNIVERSAL KIT WITH UNIVERSAL PRIMER™
✓	<b>DUO-LINK UNIVERSAL</b> This adhesive resin cement specially formulated for cementation of ALL† indirect restorations	✓
✓	<b>PORCELAIN PRIMER</b> Silane coupling agent for all glass ceramics surfaces	✓
✓	<b>Z-PRIME™ PLUS</b> Single component and MDP containing primer for zirconia and metal surfaces	✓
✓	<b>ALL-BOND UNIVERSAL</b> Light cure, MDP containing, truly universal, single bottle adhesive	✗
✗	<b>UNIVERSAL PRIMER</b> Dual cure, MDP containing, adhesive	✓

# HOW TO USE YOUR KIT:

- ### RESTORATION TREATMENT\*\*

Glass Ceramics/porcelain (silica-based) or Lithium Disilicate/Silicate

Apply Porcelain Primer to restoration

OR

After try-in, decontaminate the internal surface

Metal, Zirconia, Alumina, Composite

Apply Z-Prime Plus to restoration
- ### ETCHING

SELF ETCHING: Wash thoroughly with water spray. Remove excess water (do not desiccate)

OR

TOTAL ETCHING: Prepare cavity. Wash thoroughly with water spray, apply phosphoric acid etchant and rinse thoroughly. Preparation should be visibly moist

OR

SELECTIVE ETCHING: If prep includes enamel. Prepare cavity. Wash thoroughly with water spray. Apply phosphoric acid etchant only to enamel, and rinse thoroughly. Preparation should be visibly moist
- ### ADHESIVE APPLICATION

**ALL-BOND UNIVERSAL®**

A. Apply All-Bond Universal

B. Air-dry

C. Light cure for 10 seconds

OR

**UNIVERSAL PRIMER™**

A. Dipense an equal number of drops of Universal Primer Parts A & B (1:1 ratio) into a clean mixing well. Using a brush, mix for 5 seconds

B. Apply Universal Primer

C. Air-dry
- ### CEMENTATION

A. Apply Duo-Link Universal to restoration

B. Seat the restoration

C. Tack cure the margins for 2-3 seconds and remove excess cement prior to final curing

† It is recommended to use BISCO's CHOICE™ 2 for veneer cementation.

\* Trademarks are property of their respective owners.

\*\* Refer to complete instructions for use for detailed technique and instructions.