


REBECCA

NAROŻNIK / CORNER

INSTRUKCJA MONTAŻU / ASSEMBLY INSTRUCTIONS / MONTAGEANLEITUNG
MONTAŻNI PLAN / ÖSSZESZERELÉSI ÚTMUTATÓ

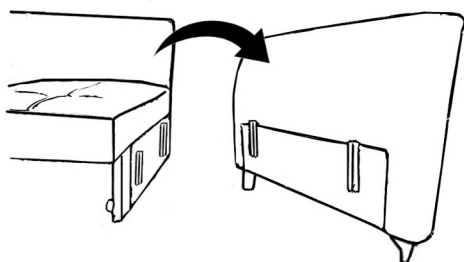
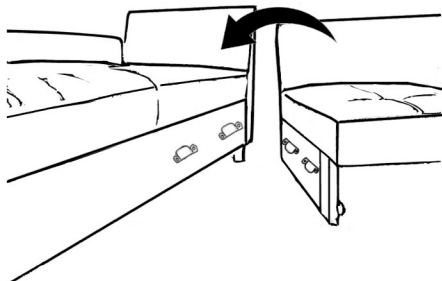
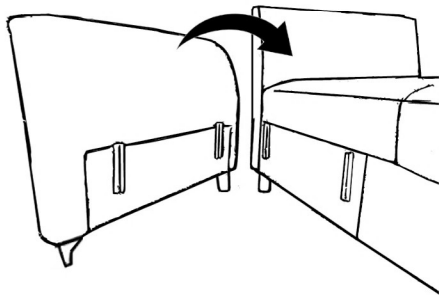
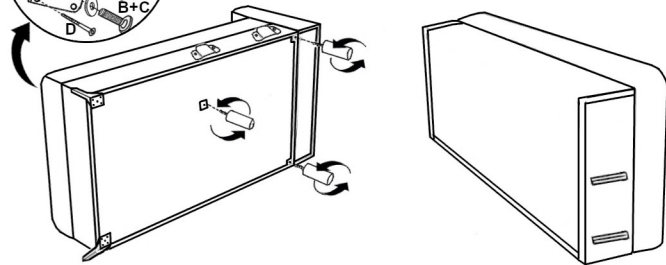
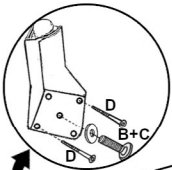
NAROŻNIK LEWOSTRONNY

LEFT HAND SIDE CORNER



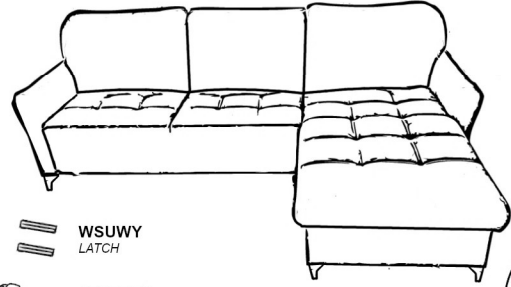
WSUWY
LATCH

SZCZEPY
HITCH



NAROŻNIK PRAWOSTRONNY

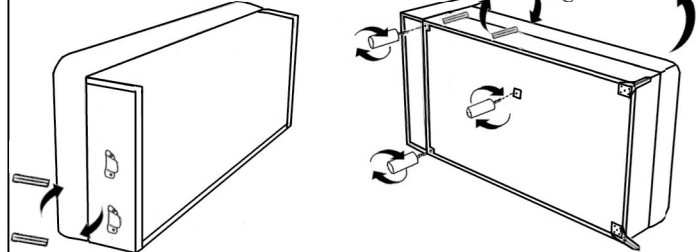
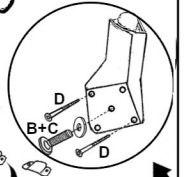
RIGHT HAND SIDE CORNER



WSUWY
LATCH

SZCZEPY
HITCH

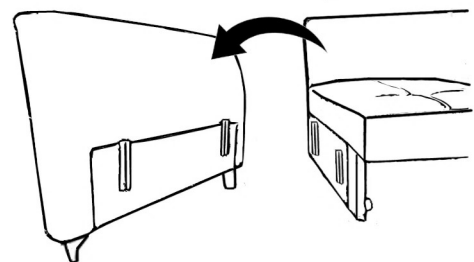

ZAMIENIĆ WSUWY
NA SZCZEPY
REPLACE LATCH
WITH HITCH



ZAMIENIĆ SZCZEPY
NA WSUWY
REPLACE HITCH
WITH LATCH



ZAMIENIĆ SZCZEPY
NA WSUWY
REPLACE HITCH
WITH LATCH



NARZĘDZIA/TOOLS



A x 1

ELEMENTY ŁĄCZĄCE/HARDWARE



B x 2



C x 2



D x 4



E x 3



F x 2

ø8 czarne l-2cm h-10cm ø8 h-10cm

CZAS/TIME MONTAŻ/INSTALLATION



30 min



2 osoby


REBECCA NEW

NAROŻNIK / CORNER

INSTRUKCJA MONTAŻU / ASSEMBLY INSTRUCTIONS / MONTAGEANLEITUNG
MONTAŻNI PLAN / ÖSSZESZERELÉSI ÚTMUTATÓ

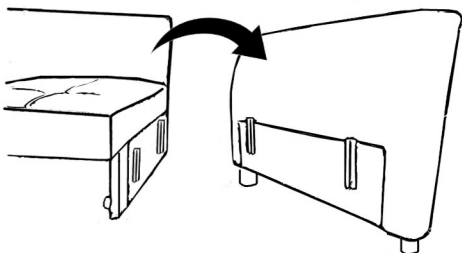
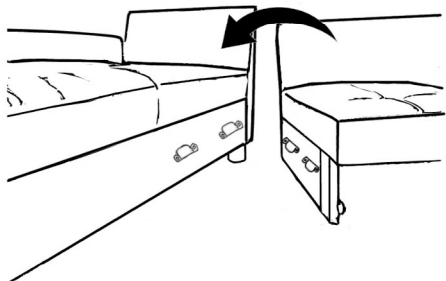

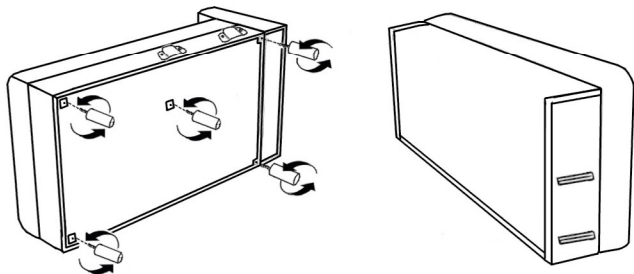
NAROŻNIK LEWOSTRONNY

LEFT HAND SIDE CORNER



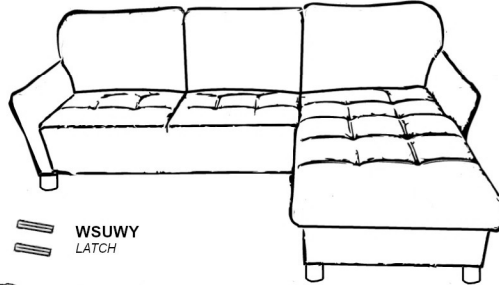
WSUWY
LATCH

SZCZEPY
HITCH



NAROŻNIK PRAWOSTRONNY

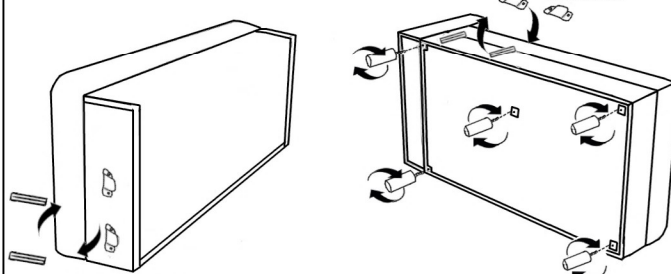
RIGHT HAND SIDE CORNER



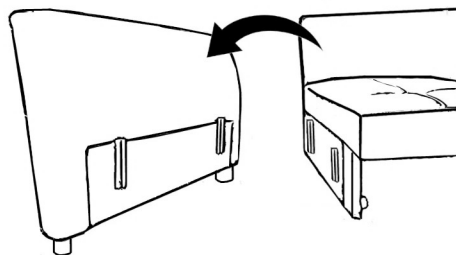
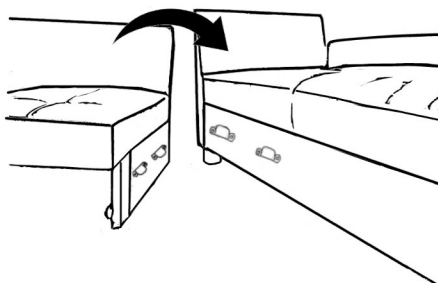
WSUWY
LATCH

SZCZEPY
HITCH

ZAMIENIĆ WSUWY
NA SZCZEPY
REPLACE LATCH
WITH HITCH



ZAMIENIĆ SZCZEPY
NA WSUWY
REPLACE HITCH
WITH LATCH



NARZĘDZIA/TOOLS



A x 1

ELEMENTY ŁĄCZĄCE/HARDWARE



B x 5
h-8cm ø8

CZAS/TIME MONTAŻ/INSTALLATION



30 min



2 osoby