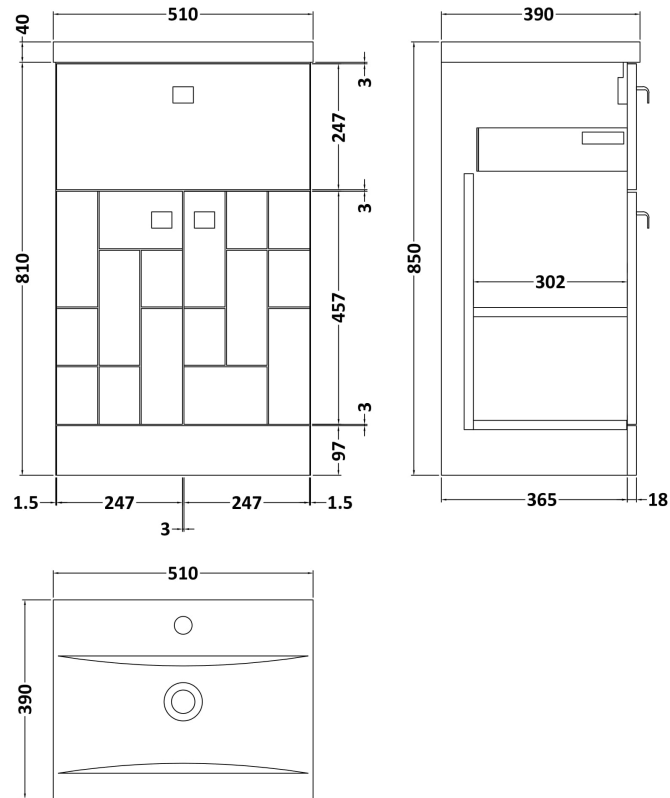


Sales Code: BLO304A

Description: 500 F/S 2-Door/Drawer Unit & Basin 1

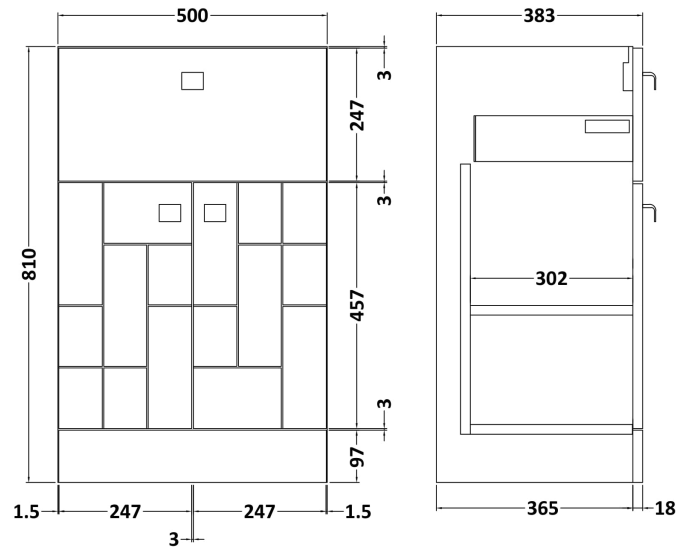


### Packaging Details

Barcode: 5056211891055

Sales Code: MOF304A

Description: 500 F/S 2-Door/Drawer Unit



### Product Dimensions

Height (mm):	810
Width (mm):	500
Depth (mm):	383
Nett Weight (kg):	22

### Packaging Dimensions

Height (mm):	830
Width (mm):	520
Depth (mm):	405
Gross Weight (kg):	22.5

### Packaging Data

Box Colour:	Brown Cardboard Box
Box Qty:	1
Label Size:	100 x 50
Label Colour:	White Label
Label Qty:	2

### Outer Box Dimensions (If Applicable)

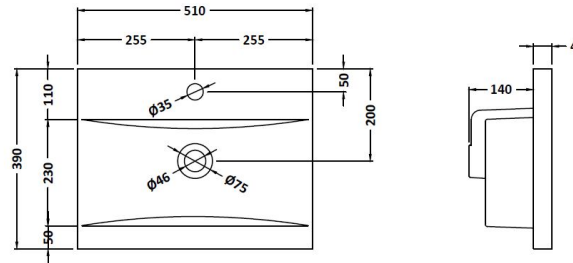
Height (mm):	
Width (mm):	
Depth (mm):	
Gross Weight (kg):	
Barcode:	5056211891772

### Product Details

Country of Origin:	China
Fitting Instruction:	No
Certification:	FSC: Yes CE: N/A
Colour:	Satin Blue
Construction Method:	Cam & Wood Dowel
Construction Type:	Rigid
Cabinet Finish:	MFC Painted Matt
Fascia Finish:	Mdf Painted Matt
Cabinet Thickness (mm):	18
Fascia Thickness (mm):	18
Drawer Included:	Yes
Drawer Type:	80mm High Metal S/C Inc Galler
No of Shelves:	1
Hinge Type:	95 Degree Clip-On Soft Close
Hinge Included:	Yes, Supplied
Adjustable Legs:	No, Not Required
Fixings Included:	Yes
Handle Style:	Modern
Handle Included:	Yes, Supplied
Waste Shroud:	No
Handle Type:	Drop

Sales Code: NVM012

Description: 500 Mid-Edged Basin 1 Th



### Product Dimensions

Height (mm):	180
Width (mm):	510
Depth (mm):	390
Nett Weight (kg):	10.54

### Packaging Dimensions

Height (mm):	210
Width (mm):	410
Depth (mm):	530
Gross Weight (kg):	10.54

### Packaging Data

Box Colour:	Brown Cardboard Box - Printed
Box Qty:	1
Label Size:	100 x 50
Label Colour:	White Label
Label Qty:	2

### Outer Box Dimensions (If Applicable)

Height (mm):	
Width (mm):	
Depth (mm):	
Gross Weight (kg):	
Barcode:	5055369043446

### Product Details

Country of Origin:	China
Fitting Instruction:	No
Certification:	CE: No WRAS: N/A WRAS No: N/A
Product Material:	Vitreous China
Fixing Supplied:	No

**Pans/Bidets:** Trap Style: Not Applicable Includes Seat: Not Applicable

**Seats:** Seat Type: Not Applicable Material: Not Applicable  
Function: Not Applicable Hinge Type: Not Applicable  
Hinge Material: Not Applicable

**Cisterns:** Operating Type: Not Applicable Fittings: Not Applicable  
Lever Type: Not Applicable

**Basins:** Tap Hole: One Taphole Chain Stay Hole: No  
Template: Not Required Waste Type Req: Slotted  
Overflow Inc: Yes Overflow Cover: Yes  
Inner Bowl Depth (mm): 125mm