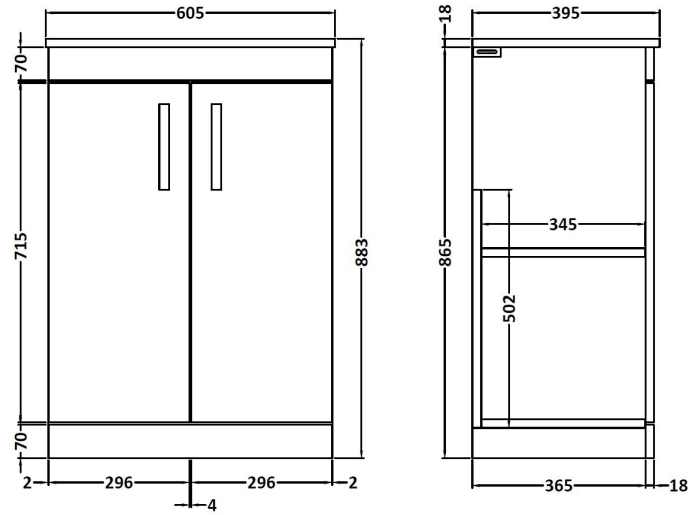


Sales Code: ATH075W

Description: 600 Fs 2-Door Vanity & Worktop

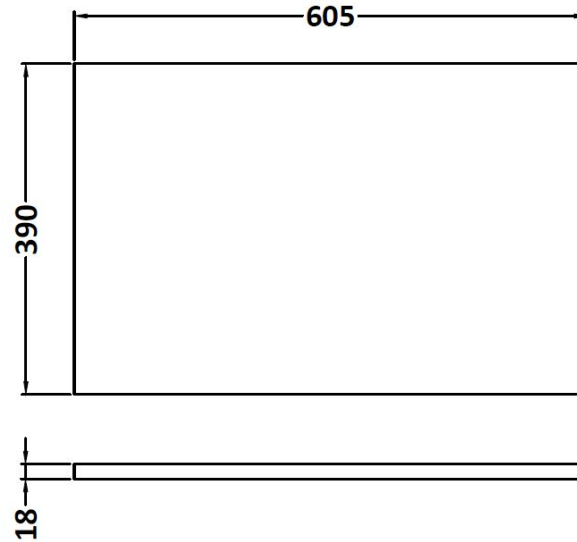


Packaging Details

Barcode: 5056211814917

Sales Code: MWD360

Description: 600 Worktop (605X390x18mm)



Product Dimensions

| | |
|-------------------|-----|
| Height (mm): | 18 |
| Width (mm): | 605 |
| Depth (mm): | 390 |
| Nett Weight (kg): | 2.5 |

Packaging Dimensions

| | |
|--------------------|-----|
| Height (mm): | 25 |
| Width (mm): | 625 |
| Depth (mm): | 410 |
| Gross Weight (kg): | 2.5 |

Packaging Data

| | |
|---------------|---------------------|
| Box Colour: | Brown Cardboard Box |
| Box Qty: | 1 |
| Label Size: | 140 x 20 |
| Label Colour: | White Label |
| Label Qty: | 2 |

Outer Box Dimensions (If Applicable)

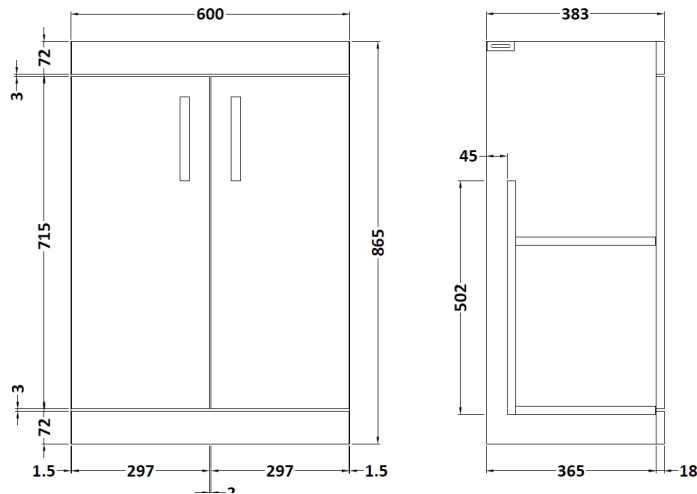
| | |
|--------------------|---------------|
| Height (mm): | |
| Width (mm): | |
| Depth (mm): | |
| Gross Weight (kg): | |
| Barcode: | 5055275893579 |

Product Details

| | |
|-------------------------|-------------------|
| Country of Origin: | China |
| Fitting Instruction: | No |
| Certification: | FSC: Yes CE: |
| Colour: | Gloss Grey |
| Construction Method: | Not Applicable |
| Construction Type: | Flat-Pack |
| Cabinet Finish: | Not Applicable |
| Fascia Finish: | MFC Painted Gloss |
| Cabinet Thickness (mm): | |
| Fascia Thickness (mm): | 18 |
| Drawer Included: | Not Applicable |
| Drawer Type: | Not Applicable |
| No of Shelves: | Not Applicable |
| Hinge Type: | Not Applicable |
| Hinge Included: | Not Applicable |
| Adjustable Legs: | Not Applicable |
| Fixings Included: | Yes |
| Handle Style: | Not Applicable |
| Handle Included: | Not Applicable |
| Waste Shroud: | Not Applicable |
| Handle Type: | Not Applicable |

Sales Code: MOC303

Description: 600 Floor Standing 2-Door Basin Unit



Product Dimensions

| | |
|-------------------|-----|
| Height (mm): | 865 |
| Width (mm): | 600 |
| Depth (mm): | 383 |
| Nett Weight (kg): | 21 |

Packaging Dimensions

| | |
|--------------------|------|
| Height (mm): | 405 |
| Width (mm): | 620 |
| Depth (mm): | 885 |
| Gross Weight (kg): | 21.5 |

Packaging Data

| | |
|---------------|---------------------|
| Box Colour: | Brown Cardboard Box |
| Box Qty: | 1 |
| Label Size: | 100 x 50 |
| Label Colour: | White Label |
| Label Qty: | 2 |

Outer Box Dimensions (If Applicable)

| | |
|--------------------|---------------|
| Height (mm): | |
| Width (mm): | |
| Depth (mm): | |
| Gross Weight (kg): | |
| Barcode: | 5055275869970 |

Product Details

| | |
|-------------------------|------------------------------|
| Country of Origin: | China |
| Fitting Instruction: | No |
| Certification: | FSC: Yes CE: N/A |
| Colour: | Gloss Grey |
| Construction Method: | Cam & Wood Dowel |
| Construction Type: | Rigid |
| Cabinet Finish: | MFC Painted Gloss |
| Fascia Finish: | Mdf Painted Gloss |
| Cabinet Thickness (mm): | 16 |
| Fascia Thickness (mm): | 18 |
| Drawer Included: | No |
| Drawer Type: | Not Applicable |
| No of Shelves: | 1 |
| Hinge Type: | 95 Degree Clip-On Soft Close |
| Hinge Included: | Yes, Supplied |
| Adjustable Legs: | No, Not Required |
| Fixings Included: | Yes |
| Handle Style: | Contemporary |
| Handle Included: | Yes, Supplied |
| Waste Shroud: | No |
| Handle Type: | Strap |