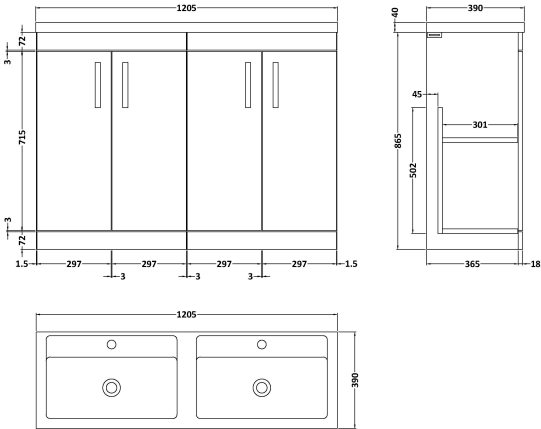


Sales Code: ATH025F

Description: 1200 Fs 4-Door Vanity & Double Basin

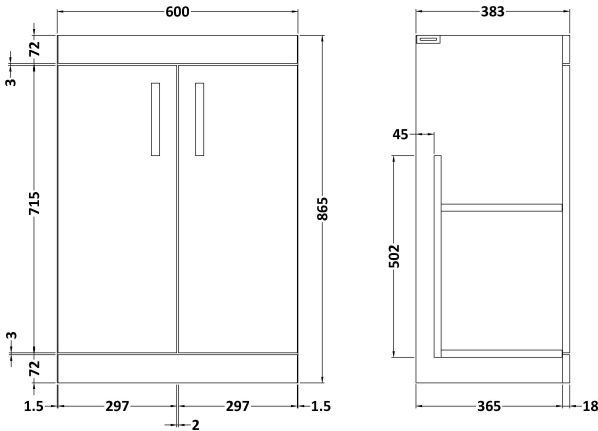


Packaging Details

Barcode: 5056211888567

Sales Code: MOD503

Description: 600 2-Door F/S Unit



Product Dimensions

| | |
|-------------------|-----|
| Height (mm): | 865 |
| Width (mm): | 600 |
| Depth (mm): | 383 |
| Nett Weight (kg): | 21 |

Packaging Dimensions

| | |
|--------------------|------|
| Height (mm): | 405 |
| Width (mm): | 620 |
| Depth (mm): | 885 |
| Gross Weight (kg): | 21.5 |

Packaging Data

| | |
|---------------|---------------------|
| Box Colour: | Brown Cardboard Box |
| Box Qty: | 1 |
| Label Size: | 100 x 50 |
| Label Colour: | White Label |
| Label Qty: | 2 |

Outer Box Dimensions (If Applicable)

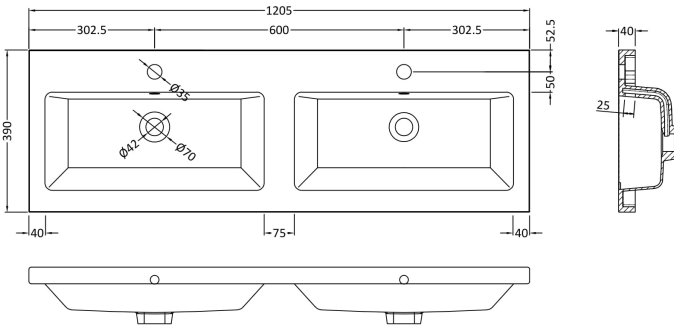
| | |
|--------------------|---------------|
| Height (mm): | |
| Width (mm): | |
| Depth (mm): | |
| Gross Weight (kg): | |
| Barcode: | 5055275825495 |

Product Details

| | |
|-------------------------|------------------------------|
| Country of Origin: | United Kingdom |
| Fitting Instruction: | No |
| Certification: | FSC: Yes CE: N/A |
| Colour: | Brown Grey Avola |
| Construction Method: | Cam & Wood Dowel |
| Construction Type: | Rigid |
| Cabinet Finish: | MFC Textured Woodgrain |
| Fascia Finish: | MFC Textured Woodgrain |
| Cabinet Thickness (mm): | 18 |
| Fascia Thickness (mm): | 18 |
| Drawer Included: | No |
| Drawer Type: | Not Applicable |
| No of Shelves: | 1 |
| Hinge Type: | 95 Degree Clip-On Soft Close |
| Hinge Included: | Yes, Supplied |
| Adjustable Legs: | No, Not Required |
| Fixings Included: | Yes |
| Handle Style: | Contemporary |
| Handle Included: | Yes, Supplied |
| Waste Shroud: | No |
| Handle Type: | D-Shape |

Sales Code: CBM424

Description: Double Ceramic Basin 1208X392



Product Dimensions

| | |
|-------------------|------|
| Height (mm): | 390 |
| Width (mm): | 1205 |
| Depth (mm): | 175 |
| Nett Weight (kg): | 27 |

Packaging Dimensions

| | |
|--------------------|------|
| Height (mm): | 205 |
| Width (mm): | 1270 |
| Depth (mm): | 510 |
| Gross Weight (kg): | 27 |

Packaging Data

| | |
|---------------|-------------------------------|
| Box Colour: | Brown Cardboard Box - Printed |
| Box Qty: | 1 |
| Label Size: | 100 x 50 |
| Label Colour: | White Label |
| Label Qty: | 2 |

Outer Box Dimensions (If Applicable)

| | |
|--------------------|---------------|
| Height (mm): | |
| Width (mm): | |
| Depth (mm): | |
| Gross Weight (kg): | |
| Barcode: | 5056211875826 |

Product Details

| | |
|----------------------|-------------------------------|
| Country of Origin: | China |
| Fitting Instruction: | No |
| Certification: | CE: No WRAS: N/A WRAS No: N/A |
| Product Material: | Vitreous China |
| Fixing Supplied: | No |

| | | |
|--------------|----------------------------|-------------------------------|
| Pans/Bidets: | Trap Style: Not Applicable | Includes Seat: Not Applicable |
|--------------|----------------------------|-------------------------------|

| | | |
|--------|--------------------------------|----------------------------|
| Seats: | Seat Type: Not Applicable | Material: Not Applicable |
| | Function: Not Applicable | Hinge Type: Not Applicable |
| | Hinge Material: Not Applicable | |

| | | |
|-----------|--------------------------------|--------------------------|
| Cisterns: | Operating Type: Not Applicable | Fittings: Not Applicable |
| | Lever Type: Not Applicable | |

| | | |
|---------|------------------------|-------------------------|
| Basins: | Tap Hole: Two Tapholes | Chain Stay Hole: No |
| | Template: Not Required | Waste Type Req: Slotted |
| | Overflow Inc: Yes | Overflow Cover: Yes |
| | Inner Bowl Depth (mm): | |