

i.life A 124cm Vanity Washbasin

ILLUSTRATED

- T4622** i.life A 124cm vanity washbasin, 1 taphole
- E0157** Wall fixing set
- BD275** Ceraplan single lever basin mixer with ifix+ and pop up waste
- E0079** Trap 1¼" Contemporary metal bottle, 75mm seal

OPTIONS

- EE230339** Space saving trap and waste pipe assembly for use with furniture basin units

ILLUSTRATED PRODUCT DETAILS

Sizes

T4622 w:1240 x d:460





Weights

- T4622** 32.20 KG
- E0157** 0.16 KG
- BD275** 1.47 KG
- E0079** 1.45 KG

Materials

- T4622** Fine Fireclay
- E0157** Metal
- BD275** Chrome Plated Brass
- E0079** Chrome Plated Metal

Finishes

- T4622**  White (01)
- E0157**  Neutral / No Finish (67)
- BD275**  Chrome (AA)
- E0079**  Chrome (AA)

Capacity

T4622 10.6 litres

Flow rates

BD275 5 Litres per minute @ 3 bar pressure

Designer

Palomba Serafini Associati

Standards

Washbasin to BS EN 14688 and BS EN 31

Special Notes

Washbasin wall mounted using E0157 wall fixing set or supplied on dedicated furniture units. When fitted to furniture washbasin must be secured with the E0157 fixing set.

