

## 20 608 SD0 ALLURE BRILLIANT 3-HOLE WALL-MOUNT BASIN MIXER

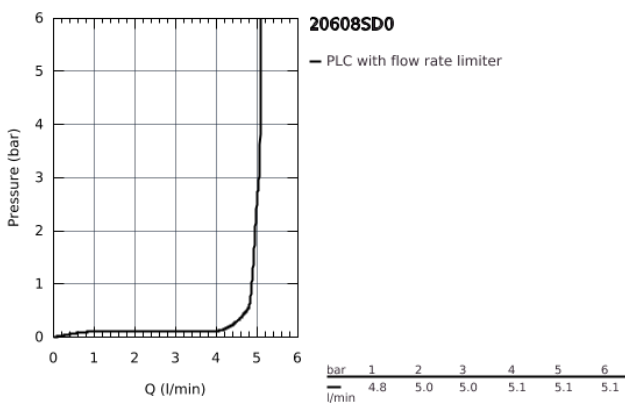
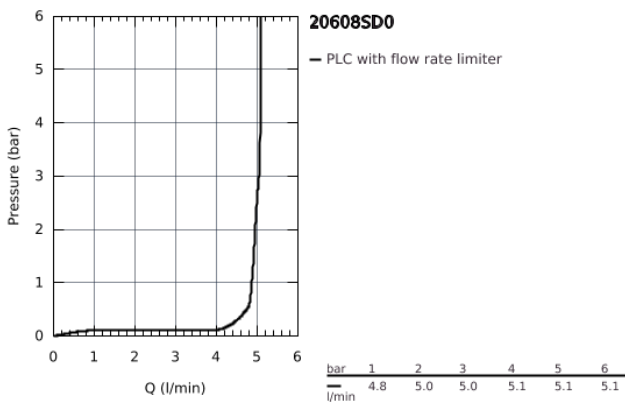


### PRODUCT DESCRIPTION

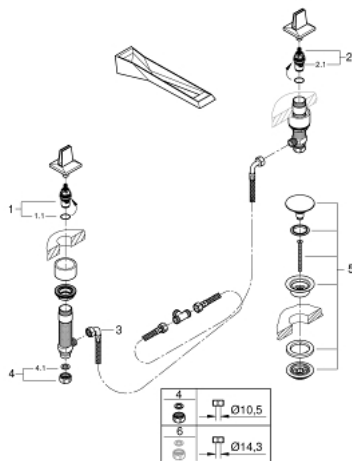
- GROHE EcoJoy 5.0 l/min. flow limiter
- spout with integrated mousseur
- red and blue markings on handles for hot and cold water
- valves hot/cold with ceramic headparts
- pressure-proof, flexible connection hoses between spout and side valves
- projection 256 mm
- 

### technical data

- flow pressure min 0.5 bar
- **recommended pressure 1.0 - 5.0 bar**
- if static pressure is more than 5 bar fit pressure reducer
- avoid major pressure differences between cold and hot water supply
- flow rate at 3 bar flow pressure: approx. 5 l/min
- max. temperature hot water inlet: 80°C
- recommended temperature hot water inlet (energy saving): 60°C



## 20 608 SD0 ALLURE BRILLIANT 3-HOLE WALL-MOUNT BASIN MIXER



### SPARE PARTS

- 1: Ceramic headpart, 1/2" (Order-nr. 45882000)
  - 1.1: O-Ring Ø18,2 x Ø1,7 (Order-nr. 0392400M)
  - 2: Ceramic headpart, 1/2" (Order-nr. 45883000)
  - 2.1: O-Ring Ø18,2 x Ø1,7 (Order-nr. 0392400M)
  - 3: Flexible connection hose (Order-nr. 45704000)
  - 4: Coupling nut 1/2" x 10.5 mm (Order-nr. 1290100M)
  - 4.1: Fibre seal dia. Ø 18,5 x Ø 12 x 2 (Order-nr. 0138900M)
  - 5: Waste set with push-open plug (Order-nr. 65807000)
  - 6: Coupling nut 1/2" x 14.5 mm (Order-nr. 1290200M)\*
- \* Optional accessories