

Concept Arc 45cm Corner Washbasin, 2 Taphole

ILLUSTRATED

- E7929** Concept Arc 45cm corner washbasin, 2 tapholes with overflow and chainstay hole
- E7838** Concept handrinse pedestal
- B9925** Concept washbasin pillar taps
- S8800** Waste 1¼" plastic waste with bead chain and plug, 80mm slotted tail, bolt stay
- E5010** Pair Steel Wall Hangers

OPTIONS

- E0157** Wall fixing set
- B5105** Cone basin pillar taps with lever handles
- B7884** Ceraplan basin pillar taps with lever handles
- S8920** Trap 1¼" plastic resealing bottle, 75mm seal, multi-purpose outlet
- E6848** Concept 370 x 380mm wall hung corner washbasin unit with two doors

ILLUSTRATED PRODUCT DETAILS

Sizes

E7929 w:48 x d:44






Weights

- E7929** 9.98 KG
- E7838** 8.50 KG
- B9925** 1.63 KG
- S8800** 0.08 KG
- E5010** 0.10 KG

Materials

- E7929** Fine Fireclay
- E7838** Fine Fireclay
- B9925** Chrome Plated Brass
- S8800** Chrome Plated Plastic
- E5010** Metal

Finishes

- E7929**  White (01)
- E7838**  White (01)
- B9925**  Chrome (AA)
- S8800**  Chrome (AA)
- E5010**  Neutral / No Finish (67)

Flow rates

B9925 5 Litres per minute @ 3 bar pressure

Designer

Robin Levien, RDI

Standards

Vitreous china to BS 3402

Special Notes

Washbasin all mounted using E5010 wall hangers or E0157 wall fixing set or full pedestal mounted using screw through back of basin (not supplied).

