

# Tempo Cube Idealform Plus+ Double Ended Bath 180x80cm No Handgrips No Tapholes

## ILLUSTRATED

<b>E2592</b>	Tempo Cube 180 x 80cm Idealform Plus+ double ended bath no handgrips no tapholes
<b>B0247</b>	Active bath filler 2 hole dual control
<b>E2606</b>	Tempo Cube 180cm bath front panel
<b>E2607</b>	Tempo Cube 80cm bath end panel
<b>S8970</b>	Trap 1½" plastic P with 75mm seal, multi-purpose outlet suitable for plastic and BS copper pipe
<b>E5795</b>	Waste 1½" bath pop-up waste and overflow components only
<b>E5800</b>	Bath pop-up waste operating handle and cover only
<b>A5901</b>	TMV Thermostatic mixing valve 22mm

## OPTIONS









<b>A4053</b>	Active dual control two hole thermostatic bath filler
<b>B0730</b>	Tempo 2 hole bath filler
<b>B0731</b>	Tempo 2 hole bath shower mixer
<b>B0732</b>	Tempo 1 hole bath filler
<b>B0733</b>	Tempo 1 hole bath shower mixer
<b>S8830</b>	Waste 1½" bath chain and overflow, plastic plug

## ILLUSTRATED PRODUCT DETAILS

### Weights

<b>E2592</b>	37.00 KG
<b>B0247</b>	4.45 KG
<b>E2606</b>	5.00 KG
<b>E2607</b>	4.00 KG
<b>S8970</b>	1.00 KG
<b>E5795</b>	1.34 KG
<b>E5800</b>	0.82 KG
<b>A5901</b>	1.70 KG

### Finishes

<b>E2592</b>	 White (01)
<b>B0247</b>	 Chrome (AA)
<b>E2606</b>	 White (01)
<b>E2607</b>	 White (01)
<b>S8970</b>	 Neutral / No Finish (67)
<b>E5795</b>	 Neutral / No Finish (67)
<b>E5800</b>	 Chrome (AA)
<b>A5901</b>	 Chrome (AA)

### Materials

<b>E2592</b>	Toughened Safety Glass
<b>B0247</b>	Chrome Plated Brass
<b>E2606</b>	Acrylic
<b>E2607</b>	Acrylic
<b>S8970</b>	Plastic
<b>E5795</b>	Chrome Plated Metal
<b>E5800</b>	Chrome Plated Metal
<b>A5901</b>	Chrome Plated Metal

### Capacity

<b>E2592</b>	248 litres (to overflow)
--------------	--------------------------

### Designer

Robin Levin, RDI

### Standards

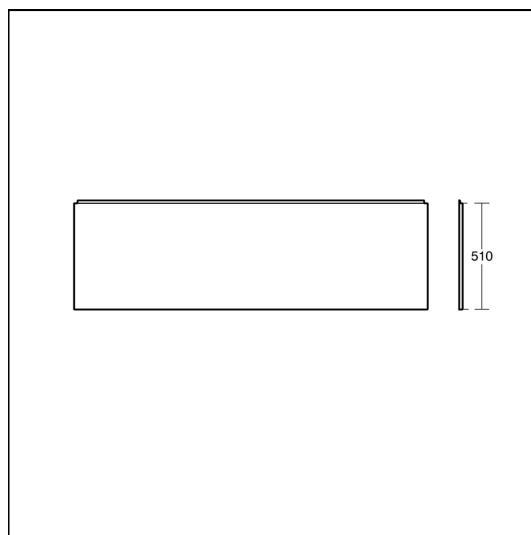
Constructed to EN 198:2008. EN 14516

### Special Notes

Consideration should be given to safe hot water delivery and the use of

E: [info@idealspec.co.uk](mailto:info@idealspec.co.uk) | T: 0870 122 8822 | F: 0870 122 8282 | [www.idealspec.co.uk](http://www.idealspec.co.uk)

Ideal Standard (UK) Ltd. makes every effort to ensure that the information provided on its website is accurate. However, we cannot guarantee this, and accept no liability for any information or advice given via its website.



## ACCREDITATIONS



## Tempo Cube Idealform Plus+ Double Ended Bath 180x80cm No Handgrips No Tapholes

an appropriate temperature reduction device see A5901AA or Part G for guidance.

One tap hole fittings require offsetting from the overflow. Check positioning and compatibility before specifying