

Tempo Cube Idealform Plus+ Double Ended Bath 170x75cm No Handgrips No Tapholes

ILLUSTRATED

- E2589** Tempo Cube 170 x 75cm Idealform Plus+ double ended bath no handgrips no tapholes
- B0247** Active bath filler 2 hole dual control
- E4797** Unilux Plus+ 170cm front panel for Idealform Plus+
- E4832** Unilux Plus+ 75cm front bath panel for Idealform Plus+
- S8970** Trap 1½" plastic P with 75mm seal, multi-purpose outlet suitable for plastic and BS copper pipe
- E5795** Waste 1½" bath pop-up waste and overflow components only
- E5800** Bath pop-up waste operating handle and cover only
- A5901** TMV Thermostatic mixing valve 22mm

OPTIONS

- A4053** Active dual control two hole thermostatic bath filler
- B0730** Tempo 2 hole bath filler
- B0731** Tempo 2 hole bath shower mixer
- B0732** Tempo 1 hole bath filler
- B0733** Tempo 1 hole bath shower mixer
- S8830** Waste 1½" bath chain and overflow, plastic plug

ILLUSTRATED PRODUCT DETAILS









Weights

- E2589** 33.00 KG
- B0247** 4.45 KG
- E4797** 3.65 KG
- E4832** 2.58 KG
- S8970** 1.00 KG
- E5795** 1.34 KG
- E5800** 0.82 KG
- A5901** 1.70 KG

Materials

- E2589** Idealform Plus+
- B0247** Chrome Plated Brass
- E4797** Acrylic
- E4832** Acrylic
- S8970** Plastic
- E5795** Chrome Plated Metal
- E5800** Chrome Plated Metal
- A5901** Chrome Plated Metal

Finishes

- E2589**  White (01)
- B0247**  Chrome (AA)
- E4797**  White (01)
- E4832**  White (01)
- S8970**  Neutral / No Finish (67)
- E5795**  Neutral / No Finish (67)
- E5800**  Chrome (AA)
- A5901**  Chrome (AA)

Capacity

- E2589** 200 litres (to overflow)

Designer


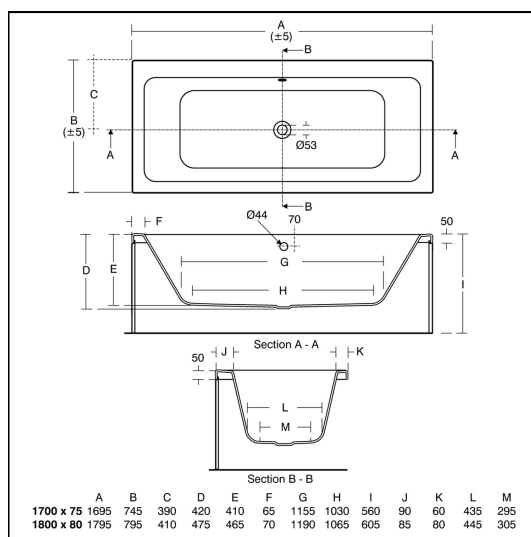
Robin Levien, RDI

Standards

Constructed to EN 198:2008. EN 14516

Special Notes

Consideration should be given to safe hot water delivery and the use of



ACCREDITATIONS

A4053(AA)

water label   **13.00** Litres Per Minute

E2589(01)

water label   **200.0** Litres

B0730(AA)

water label   **50.00** Litres Per Minute

Tempo Cube Idealform Plus+ Double Ended Bath 170x75cm No Handgrips No Tapholes

an appropriate temperature reduction device see A5901AA or Part G for guidance.

One tap hole fittings require offsetting from the overflow. Check positioning and compatibility before specifying

B0731(AA)



B0732(AA)



B0733(AA)

