



## Reversible column unit

### Adjustable shelves

Closing and opening system: Soft close doors

### Customisable

Door type: Hinged

Doors and drawers combination: 1 door

Furniture configuration: Doors

Installation type: Wall-hung

Internal shelves: 4

Material: Chipboard, MDF




Reversible

Shelf material: Chipboard

### Colours and finishes

#### How to obtain the reference number

Replace the “..” with the desired finish code from the list below

	150 Dark Wood (Mood Teka)
	153 Gloss Anthracite Grey
	806 Gloss White

### Dimensions

Length: 350 mm.

Width: 200 mm.

Height: 1200 mm.

Designed by Antonio Bullo, this collection delivers both a compact and functional style. Its wide range enables one to optimise any bathroom space. Its modern and stylish lines make of it an intelligent choice.



Designed by  
Antonio Bullo

He has won four gold medals at the Faenza International Ceramic Competition and two Design Plus awards at ISH Frankfurt. For Bullo, the product must be an extension of the company's soul and consistent with the markets in which it is competing.

## Technical drawings

