

Fusaro Back to Wall WC Pan

ILLUSTRATED

- U8565** Fusaro back to wall wc pan with horizontal outlet and Aquablade® technology
- S3643** Conceala 2 4.5/3 or 4/2.6 litre cistern, dual flush valve, side supply, internal overflow, alternative height plastic flushbends, no flushplate/button
- T3601** Fusaro toilet seat and cover slim, slow close
- E4463** Karisma flush plate, dual flush, unbranded for Conceala 2 cisterns

OPTIONS

- E2125** Conceala 2 concealed cistern universal height, side inlet cistern - pneumatic dual flush valve - no flushplate - 6/4 litre flush
- T3600** Fusaro toilet seat and cover slim
- T3856** Fusaro toilet seat and cover
- T3857** Fusaro seat and cover, slow close

ILLUSTRATED PRODUCT DETAILS





Weights

- U8565** 27.00 KG
- S3643** 2.70 KG
- T3601** 2.70 KG
- E4463** 0.20 KG

Materials

- U8565** Vitreous China
- S3643** Plastic
- T3601** Plastic
- E4463** Chrome Plated Plastic

Finishes

- U8565**  White (01)
- S3643**  Neutral / No Finish (67)
- T3601**  White (01)
- E4463**  Chrome (AA)

Capacity

- S3643** 4.0 litres

Designer

Robin Levien, RDI

FINISH OPTIONS

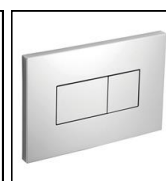
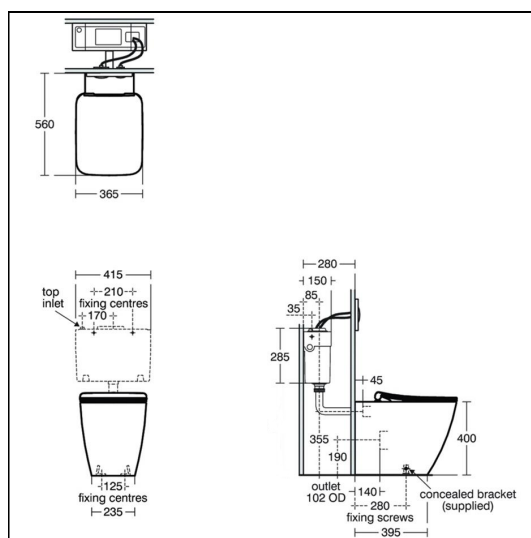


Standards

Vitreous china to BS3402. WC pan to BS EN 997 and BS EN 33

Special Notes

WC pan screwed to floor using concealed brackets (supplied). Joint to wall sealed with waterproof sealant (not supplied). Not suitable for use with lever operated cisterns.



FEATURES

