

# Doon Sink 60x60cm Single Bowl, No Taphole

## ILLUSTRATED

- S6000** (SK 1) Doon sink, single bowl 60 x 60cm, no tapholes, no overflow
- S8270** (TB H1) Markwik ½" bib taps
- B1686** Nimbus 21 concealed bib tap wall mountself centralising installation pair
- B1682** Nimbus 21 bib tap extension 1/2" x 75mm pair
- S8726** (WT2) Waste 1½" unslotted strainer waste, 80mm tail. brass
- S8925** (TRR2/P) Trap 1½" plastic resealing bottle with 75mm seal, multi-purpose outlet

## OPTIONS

- S9281** Leg 900mm stainless steel to floor (2 required)
- B1673** Nimbus 21 bib taps 1/2" anti vandal outlet pair
- B1688** Nimbus 21 exposed bib tap wall mountself centralising installation pair
- S8760** Waste 1½" unslotted strainer waste, 50mm long, 75mm dia. brass
- S8915** Trap 1½" plastic bottle with 75mm seal, multi-purpose outlet

## ILLUSTRATED PRODUCT DETAILS







### Weights

- S6000** 8.70 KG
- S8270** 1.65 KG
- S8726** 0.39 KG
- S8925** 0.33 KG

### Materials

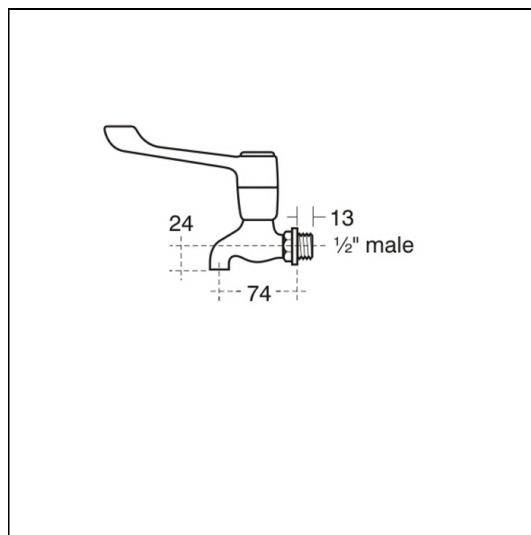
- S6000** Stainless Steel
- S8270** Chrome Plated Brass
- B1686** Chrome Plated Brass
- B1682** Chrome Plated Brass
- S8726** Brass
- S8925** Plastic

### Finishes

- S6000**  Stainless Steel finish (MY)
- S8270**  Chrome (AA)
- B1686**  Chrome (AA)
- B1682**  Chrome (AA)
- S8726**  Chrome (AA)
- S8925**  Neutral / No Finish (67)

### Standards

Stainless steel sheet to BS EN 10088: Part 2: 2005. Conforms to Metal sinks BS EN 13310



## ACCREDITATIONS



## FEATURES

