

Contour 21 Rectangular 42cm Under-countertop Washbasin, Overflow

ILLUSTRATED

- S2689** Contour 21 Rectangular 42cm under-countertop washbasin with overflow
- A4852** Sensorflow 21 compact washbasin mounted spout integral sensor servicing valve and filter, copper tube inlets, mains
- S8722** Waste 1¼" brass strainer waste, 80mm slotted tail
- S8920** Trap 1¼" plastic resealing bottle, 75mm seal, multi-purpose outlet

OPTIONS

- A4851** Sensorflow 21 compact washbasin mounted spout integral sensor servicing valve and filter, copper tube inlets, battery
- A4853** Sensorflow 21 compact washbasin mounted spout integral sensor servicing valve and filter, copper tube inlets, link

ILLUSTRATED PRODUCT DETAILS

Sizes

S2689 w:440 x d:360





Weights

- S2689** 6.05 KG
- A4852** 1.60 KG
- S8722** 0.22 KG
- S8920** 2.00 KG

Materials

- S2689** Fine Fireclay
- A4852** Chrome Plated Brass
- S8722** Chrome Plated Metal
- S8920** Plastic

Finishes

- S2689**  White (01)
- A4852**  Chrome (AA)
- S8722**  Chrome (AA)
- S8920**  Neutral / No Finish (67)

Capacity

- S2689** 4 litres
- A4852** 3.7 Litres per minute @ 3 bar pressure

Flow rates

Designer

Robin Levien, RDI

FINISH OPTIONS



Standards

Vitreous china to BS 3402. Washbasin to BS EN 14688

Special Notes

This washbasin is not suitable for separate pillar taps. Washbasin mounted on underside of countertop using fixing clips provided. Joint sealed using waterproof sealant (not supplied).

Consideration should be given to safe hot water delivery and the use of an appropriate temperature reduction device see A5900AA

