

# Portman 21 Washbasin 50cm 2 Taphole, Chainstay Hole & Overflow

## ILLUSTRATED

- S2309** Portman 21 washbasin 50cm, 2 tapholes with overflow and chainstay hole
- B8262** Piccolo 21 inclined ½" washbasin pillar taps, lever operated, dual hot and cold indices, anti-vandal water saving nozzle
- S8800** Waste 1¼" plastic waste with bead chain and plug, 80mm slotted tail, bolt stay
- S8920** Trap 1¼" plastic resealing bottle, 75mm seal, multi-purpose outlet

## OPTIONS

- E0157** Wall fixing set
- E0062** Basin fixing set for IPS panels or block walls



## ILLUSTRATED PRODUCT DETAILS

### Sizes

**S2309** w:500 x d:420





### Weights

- S2309** 12.73 KG
- B8262** 1.60 KG
- S8800** 0.08 KG
- S8920** 2.00 KG

### Materials

- S2309** Vitreous China
- B8262** Chrome Plated Brass
- S8800** Chrome Plated Plastic
- S8920** Plastic

### Finishes

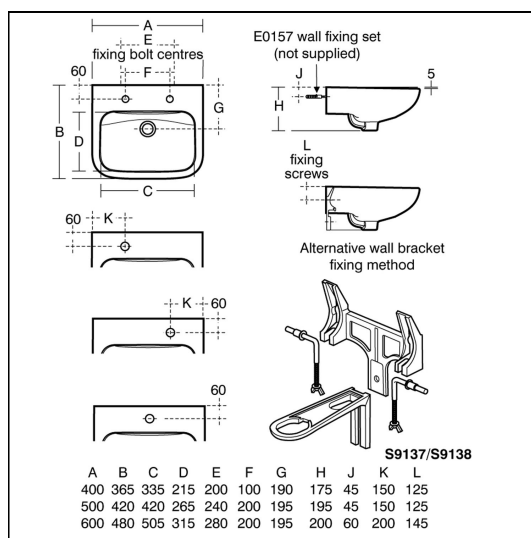
- S2309**  White (01)
- B8262**  Chrome (AA)
- S8800**  Chrome (AA)
- S8920**  Neutral / No Finish (67)

### Capacity

**S2309** 6 litres

### Flow rates

**B8262** 5 Litres per minute @ 3 bar pressure



### Standards

Vitreous china to BS 3402. Washbasin to BS EN 14688 & BS EN 31

### Special Notes

Washbasin wall mounted using E0157 wall fixing set or panel mounted using E0062 fixing set. Alternative S9137 Bracket can be used.