

Portman 21 Washbasin 60cm No Taphole, Chainstay Or Overflow

ILLUSTRATED

- S2255** Portman 21 washbasin 60cm, no tapholes no overflow no chainstay hole
- S7423** Contour 2 washbasin mixer wall mounted single control concealed, quarter turn ceramic disc operation, 230mm projection spout with alternative aerator or flow straightener outlet, rigid copper tails integral combined filter and regulating valves
- S8720** Waste 1¼" brass strainer waste, 80mm unslotted tail
- S8920** Trap 1¼" plastic resealing bottle, 75mm seal, multi-purpose outlet

OPTIONS

- E0157** Wall fixing set
- E0062** Basin fixing set for IPS panels or block walls
- S7241** Avon bib tap, non concussive self closing
- A5900** TMV Thermostatic mixing valve 15mm
- S8910** Trap 1¼" plastic bottle, 75mm seal, multi-purpose outlet



ILLUSTRATED PRODUCT DETAILS

Sizes

S2255 w:60 x d:48





Weights

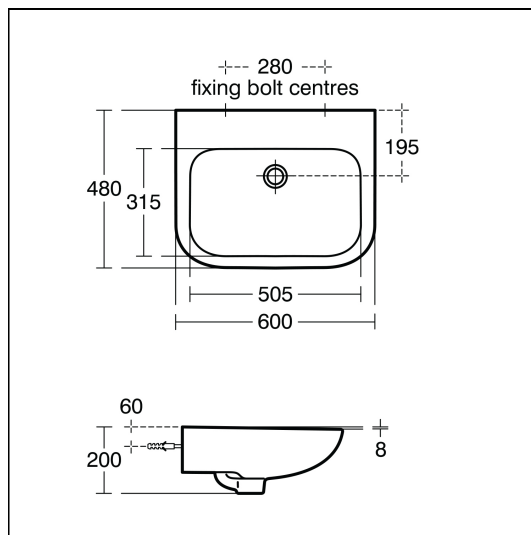
- S2255** 16.79 KG
- S7423** 1.00 KG
- S8720** 0.23 KG
- S8920** 2.00 KG

Materials



- S2255** Vitreous China
- S7423** Chrome Plated Brass
- S8720** Chrome Plated
- S8920** Plastic

Finishes

- S2255**  White (01)
- S7423**  Chrome (AA)
- S8720**  Chrome (AA)
- S8920**  Neutral / No Finish (67)



FINISH OPTIONS

-  (MY) Stainless Steel finish
-  (AA) Chrome