

Showertub 120cm x 75cm Bath 2 Tapholes

ILLUSTRATED

- S1254** Showertub 120 x 75cm shower bath with 2 tapholes
- B7891** Ceraplan dual control two hole bath filler
- S0925** Universal 120cm front panel
- S8970** Trap 1½" plastic P with 75mm seal, multi-purpose outlet suitable for plastic and BS copper pipe
- S8830** Waste 1½" bath chain and overflow, plastic plug
- A5901** TMV Throstatic mixing valve 22mm

ILLUSTRATED PRODUCT DETAILS







Weights

- S1254** 26.44 KG
- B7891** 2.83 KG
- S0925** 4.56 KG
- S8970** 1.00 KG
- S8830** 1.78 KG
- A5901** 1.70 KG

Materials

- S1254** Idealform
- B7891** Chrome Plated Brass
- S0925** Acrylic
- S8970** Plastic
- S8830** Mixed Material
- A5901** Chrome Plated Metal

Finishes

- S1254**  White (01)
- B7891**  Chrome (AA)
- S0925**  White (01)
- S8970**  Neutral / No Finish (67)
- S8830**  Chrome (AA)
- A5901**  Chrome (AA)

Capacity

- S1254** 190 litres (to overflow)

Flow rates


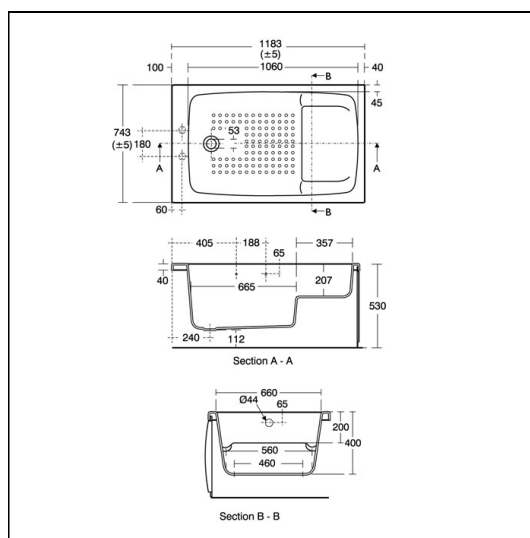
- B7891** 11 Litres per minute @ 3 bar pressure

Standards

Constructed to EN 198:2008. EN 14516

Special Notes

Consideration should be given to safe hot water delivery and the use of an appropriate temperature reduction device see part G for guidance



ACCREDITATIONS

S1254(01)

B7891(AA)

FEATURES

