

Contour 21+ Wall Mounted Rimless WC Suite

ILLUSTRATED

- S0443** (WC H) Contour 21+ wall mounted rimless WC pan with horizontal outlet and anti-microbial glaze
- S3643** Conceala 2 cistern 4.5/3 or 4/2.6 litre dual flush valve side supply and internal overflow, alternative height plastic flushbends, no flushplate
- S0670** Contour 21+ slim slow close seat and cover with top fix hinges
- E4463** Karisma flush plate dual flush, chrome, unbranded
- S9139** Support bracket for wall mounted WC raised height with bolts

OPTIONS

- S4505** Simpla Inlet Connector
- S3617** Conceala 2 cistern 4.5 or 6 litre single flush syphon side supply and internal overflow plastic flushbend, long CP lever
- S3640** Conceala 2 cistern 4.5 litre single flush valve side supply and internal overflow, alternative height plastic flushbends
- S4066** Contour 21 seat no cover, top fixing hinges and retaining buffers
- S4065** Contour 21 seat and cover, top fixing hinges
- S4513** Palm push button Pneumatic, stainless steel for 31mm maximum thickness partition
- S4305** Panekta outlet Connector, finned pattern to convert horizontal outlet WCs to P trap
- S4300** Panekta outlet Connector, finned pattern to convert horizontal outlet WCs to S or turned P trap

ILLUSTRATED PRODUCT DETAILS






Weights

- S0443** 21.00 KG
- S3643** 2.70 KG
- E4463** 0.20 KG
- S9139** 4.28 KG

Materials

- S0443** Vitreous China
- S3643** Plastic
- S0670** Plastic
- E4463** Chrome Plated Plastic
- S9139** Metal

Finishes

- S0443**  White with SmartGuard (HY)
- S3643**  Neutral / No Finish (67)
- S0670**  White (01)
- E4463**  Chrome (AA)
- S9139**  Neutral / No Finish (67)

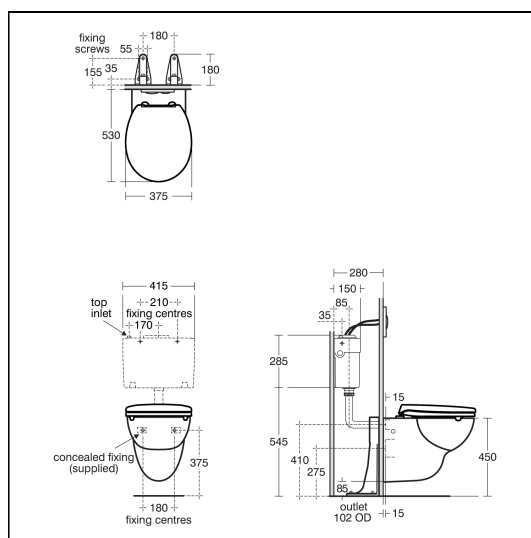
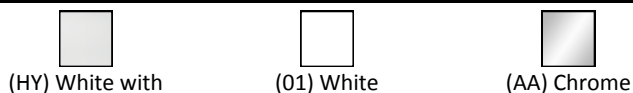
Capacity

- S3643** 4 litres

Designer

Robin Levien, RDI

FINISH OPTIONS



FEATURES



Contour 21+ Wall Mounted Rimless WC Suite

SmartGuard



(GN) Ultra Steel

Standards

Vitreous china to BS3402. WC pan to BS EN 997 and BS EN 33

Special Notes

S9139 support brackets secured to floor within the duct. WC fixed to support brackets with bolts supplied. Joint sealed with waterproof sealant (not supplied).