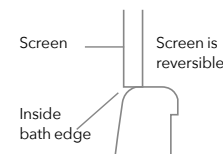
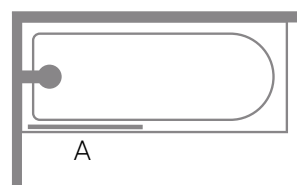


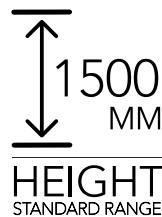


# FRAMED BATH SCREEN

MERLYN | BLACK



## FEATURES & BENEFITS

- Reversible
- Anodised aluminium matte black finish - more durable than standard powder coating



### Configuration

- A: Fixed Panel = 800mm
- ☐ Recommended shower head position

### Product Information

Size	Panel	Order Code	Adjustments
800 x 1500	1	BLKFMB0	875-890