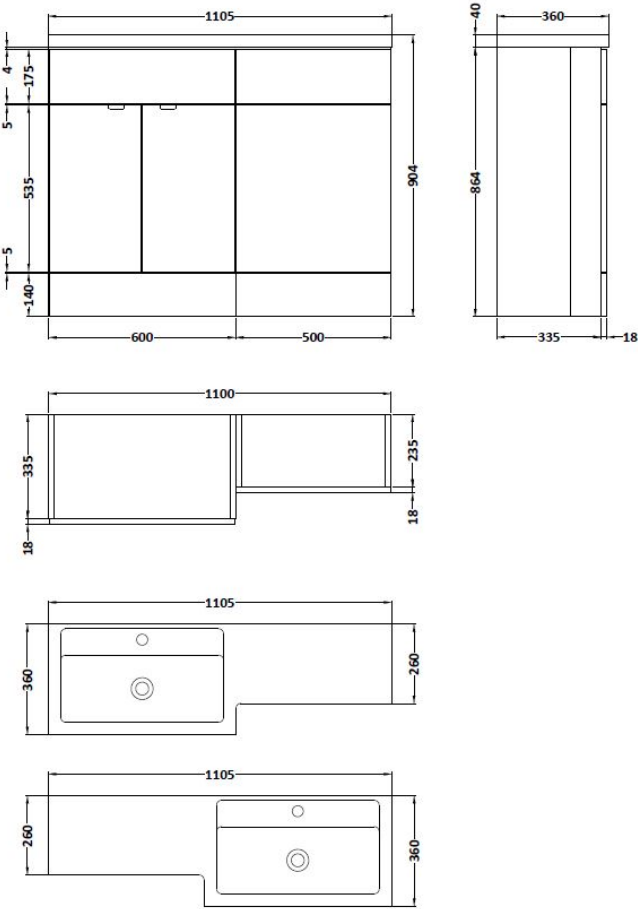


Sales Code: CBI202

Description: 1100mm Combination - Fd - Lh

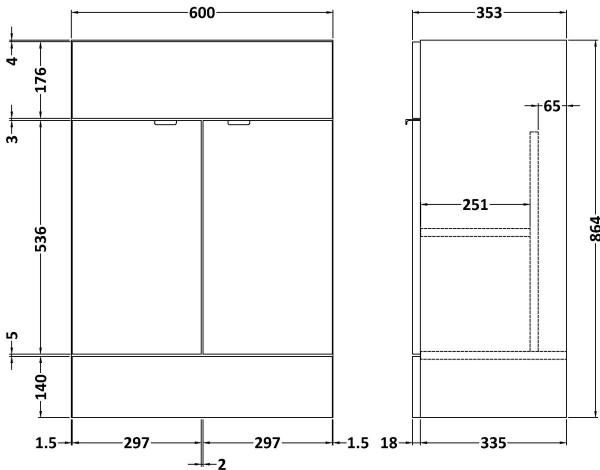


Packaging Details

Barcode: 5055275887325

Sales Code: OFF208

Description: 600 Vanity Unit (355mm Deep)



Product Dimensions

Height (mm):	864
Width (mm):	600
Depth (mm):	355
Nett Weight (kg):	20.5

Packaging Dimensions

Height (mm):	375
Width (mm):	620
Depth (mm):	900
Gross Weight (kg):	21

Packaging Data

Box Colour:	Brown Cardboard Box
Box Qty:	1
Label Size:	100 x 50
Label Colour:	White Label
Label Qty:	2

Outer Box Dimensions (If Applicable)

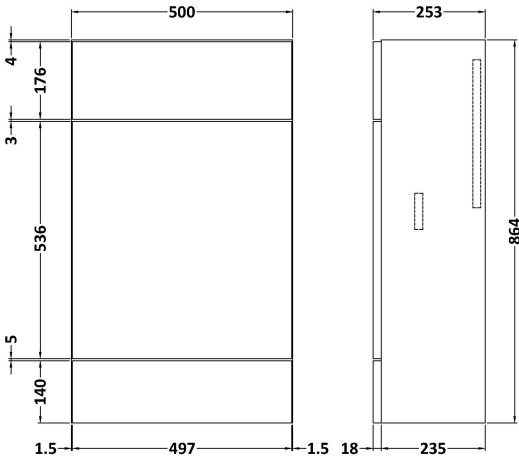
Height (mm):	
Width (mm):	
Depth (mm):	
Gross Weight (kg):	
Barcode:	5055275817438

Product Details

Country of Origin:	United Kingdom
Fitting Instruction:	Yes
Certification:	FSC: Yes CE: N/A
Colour:	Driftwood
Construction Method:	Cam & Wood Dowel
Construction Type:	Rigid
Cabinet Finish:	MFC Textured Woodgrain
Fascia Finish:	MFC Textured Woodgrain
Cabinet Thickness (mm):	18
Fascia Thickness (mm):	18
Drawer Included:	No
Drawer Type:	Not Applicable
No of Shelves:	1
Hinge Type:	95 Degree Clip-On Soft Close
Hinge Included:	Yes
Adjustable Legs:	No
Fixings Included:	Yes
Handle Style:	Contemporary
Handle Included:	Yes
Waste Shroud:	No
Handle Type:	Wrapover

Sales Code: OFF245

Description: 500 Wc Unit (255mm Deep)



Product Dimensions

Height (mm):	864
Width (mm):	500
Depth (mm):	255
Nett Weight (kg):	11.5

Packaging Dimensions

Height (mm):	290
Width (mm):	525
Depth (mm):	875
Gross Weight (kg):	12

Packaging Data

Box Colour:	Brown Cardboard Box
Box Qty:	1
Label Size:	100 x 50
Label Colour:	White Label
Label Qty:	2

Outer Box Dimensions (If Applicable)

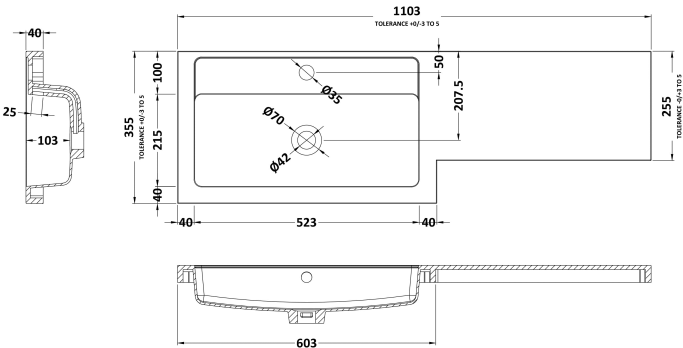
Height (mm):	
Width (mm):	
Depth (mm):	
Gross Weight (kg):	
Barcode:	5055275816790

Product Details

Country of Origin:	United Kingdom
Fitting Instruction:	Yes
Certification:	FSC: Yes CE: N/A
Colour:	Driftwood
Construction Method:	Cam & Wood Dowel
Construction Type:	Rigid
Cabinet Finish:	MFC Textured Woodgrain
Fascia Finish:	MFC Textured Woodgrain
Cabinet Thickness (mm):	18
Fascia Thickness (mm):	18
Drawer Included:	No
Drawer Type:	Not Applicable
No of Shelves:	0
Hinge Type:	Not Applicable
Hinge Included:	No
Adjustable Legs:	No
Fixings Included:	Yes
Handle Style:	Not Applicable
Handle Included:	Not Applicable
Waste Shroud:	No
Handle Type:	Not Applicable

Sales Code: PMB413L

Description: 1100 L Shaped Polymarble Basin Lh



Product Dimensions

Height (mm):	135
Width (mm):	1103
Depth (mm):	355
Nett Weight (kg):	16

Packaging Dimensions

Height (mm):	190
Width (mm):	420
Depth (mm):	1160
Gross Weight (kg):	16

Packaging Data

Box Colour:	Brown Cardboard Box - Printed
Box Qty:	1
Label Size:	100 x 50
Label Colour:	White Label
Label Qty:	2

Outer Box Dimensions (If Applicable)

Height (mm):	
Width (mm):	
Depth (mm):	
Gross Weight (kg):	
Barcode:	5055275812457

Product Details

Country of Origin:	China
Fitting Instruction:	No
Certification:	CE: No WRAS: N/A WRAS No: N/A
Product Material:	Polymarble
Fixing Supplied:	No

Pans/Bidets:	Trap Style: Not Applicable	Includes Seat: Not Applicable
--------------	----------------------------	-------------------------------

Seats:	Seat Type: Not Applicable	Material: Not Applicable
	Function: Not Applicable	Hinge Type: Not Applicable
	Hinge Material: Not Applicable	

Cisterns:	Operating Type: Not Applicable	Fittings: Not Applicable
	Lever Type: Not Applicable	

Basins:	Tap Hole: One Taphole	Chain Stay Hole: No
	Template: Not Required	Waste Type Req: Slotted
	Overflow Inc: Yes	Overflow Cover: Yes
	Inner Bowl Depth (mm): 103mm	