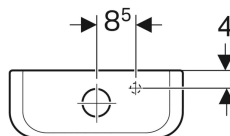
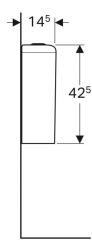
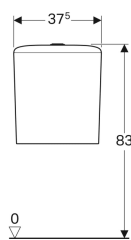


Geberit iCon Square exposed cistern, close-coupled, dual flush, bottom water supply connection



Example image



Application purposes

- For water supply connections 1/2"

Characteristics

- Close-coupled
- Dual flush
- Type 1, full flush volume 6 l, in accordance with EN 997

- Water supply connection on the bottom right

Technical data

Flush volume, factory setting	6 and 4 l
Flush volume small, adjustment range	3 / 4 l
Product material	Vitreous china

Scope of delivery

- Mechanism

Art. no.	Colour / surface	B	H	T
500.411.01.1	white	37.5 cm	42.5 cm	14.5 cm