

# Sandringham 21 Corner Washbasin, 48cm 1 Taphole

## ILLUSTRATED

- E8941** Sandringham 21 corner washbasin, 1 taphole with overflow
- E8976** Sandringham 21 pedestal
- B9868** Sandringham 21 washbasin mixer 1 taphole with pop-up waste
- S8950** Trap 1¼" plastic P for use with cloakroom pedestal

## OPTIONS

- E0157** Wall fixing set
- B9867** Sandringham 21 washbasin mixer 1 taphole
- B9869** Sandringham 21 washbasin mixer 1 taphole with weighted chain & plug waste
- S8722** Waste 1¼" brass strainer waste, 80mm slotted tail
- S8733** Waste 1¼" brass anti theft swivel plug waste, 80mm slotted tail
- S8737** Waste 1¼" brass anti theft waste with captive plug, no chain, 80mm slotted tail
- S8803** Waste 1¼" Click plug waste, 80mm slotted tail
- S8900** Trap 1¼" metal bottle, 75mm seal, outlet screwed 1¼" BSP male with compression nut and ring

## ILLUSTRATED PRODUCT DETAILS

### Sizes

**E8941** w:340 x d:340





### Weights

- E8941** 9.50 KG
- E8976** 10.28 KG
- B9868** 1.45 KG
- S8950** 1.00 KG

### Materials

- E8941** Vitreous China
- E8976** Vitreous China
- B9868** Chrome Plated Brass
- S8950** Plastic

### Finishes

- E8941**  White (01)
- E8976**  White (01)
- B9868**  Chrome (AA)
- S8950**  Neutral / No Finish (67)

### Capacity

**E8941** 1 litres

### Flow rates

**B9868** 4.8 Litres per minute @ 3 bar pressure

### Special Notes

Washbasin wall mounted using E5010 wall hangers and screwed to wall using screw (not supplied) or E0157 wall fixing bolts and screwed to wall using screw (not supplied) or full pedestal mounted using screw through back of basin (not supplied).

