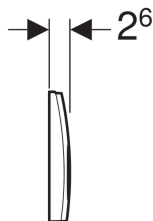
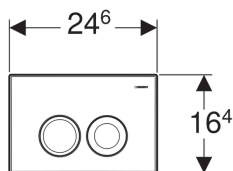



Geberit flush plate Delta21 for dual flush



Application purposes

- For flush actuation with Geberit Delta concealed cisterns

Characteristics

- Front actuation

Technical data

Actuation force | < 20 N

Scope of delivery

- Mounting frame
- 2 actuator rods
- Fastening material

Art. no.	Surface / colour	Material designation
115.125.11.1	white alpine	Plastic
115.125.21.1	gloss chrome-plated	Plastic
115.125.46.1	matt chrome-plated	Plastic

Accessories

- Extension set for Geberit Delta and Geberit Tinline concealed cisterns

Created with Geberit online product catalogue - 21/06/2018