

ARISTOT™

Heritage pieces for  
growing families.

DONDOLO BASE  
& BASSINET

ARISTOT.COM

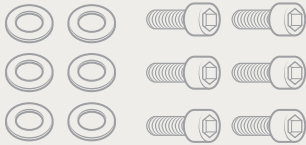
@ARISTOTOFFICIAL



IMPORTANT. RETAIN FOR FUTURE REFERENCE.  
READ CAREFULLY.

## Parts Included

### IN THE BASE BOX



6 bolts & washers



allen wrench

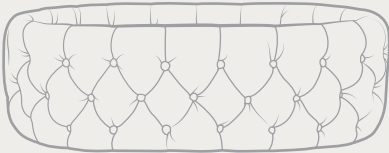


manual




base

### IN THE BASSINET BOX



bassinet

\*illustration may vary  
from your bassinet



mattress



sheet



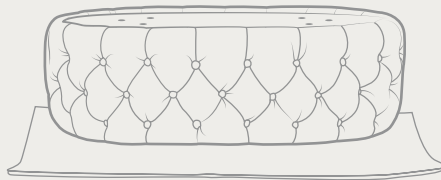
dust bag

# Assembly



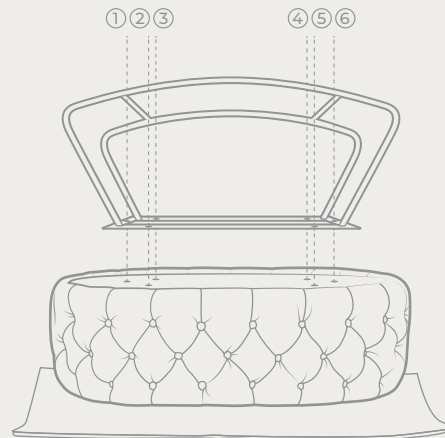
## 1. UNBOX YOUR ARISTOT BASE AND BASSINET

bottom side up



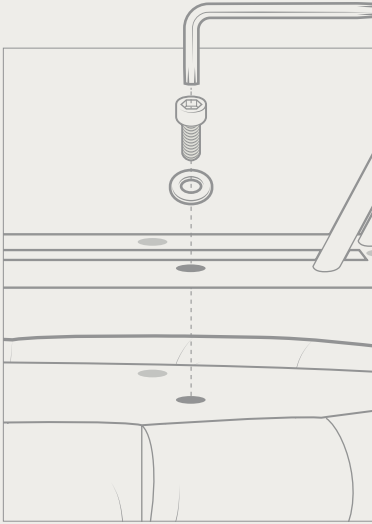
## 2. SET THE BASSINET UPSIDE DOWN

Place the bassinet on the floor so the bottom and the bolt holes are facing up. Place the dust bag provided under the bassinet so the upholstery stays clean.



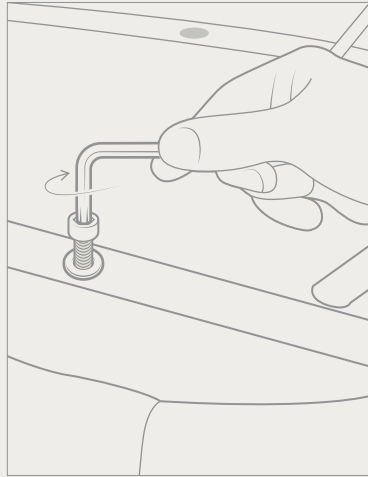
## 3. SET THE BASE ON TOP

Align the 6 holes with the holes on the bassinet



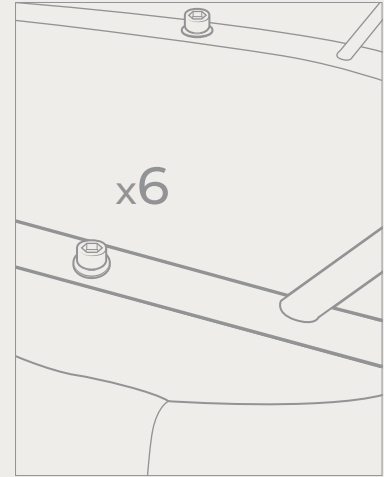
#### 4. ATTACH THE BASE


Using the 6 bolts, washers and allen wrench provided, attach the bassinet to the base.



#### 5. REPEAT

Repeat for all 6 holes  
Make sure each bolt is tightened securely.





#### 6. FLIP IT OVER

Flip the Aristot over so the base is resting on the floor.



#### 7. ADD MATTRESS AND SHEET

Remove the packaging from both the mattress and the sheet. Place the sheet over the mattress and then place inside the bassinet.

### **WARNING**

**CAUTION: RECOMMENDED MATTRESS SIZE. IT IS RECOMMENDED THAT THE MATTRESS USED IN THIS ROCKING CRADLE BE A SNUG FIT AND NOT EXCEED 75 MM IN THICKNESS.**

# Cleaning & Maintenance

This product requires regular maintenance. The cleaning and maintenance of the bassinet must only be carried out by an adult.

Check your Aristot regularly for signs of wear and damage and to ensure that it is assembled correctly. Should any part be damaged, do not use it and keep it out of reach of children.

Do not clean with solvents, abrasive, or harsh products.

## SOFT TOUCH MATTRESS SLEEVE

70% polyester, 30% viscose

Oeko-Tex Standard 100 Class 1, REACH compliant,  
Made in Europe

Machine wash warm (40°C, 104°F). Do not bleach. Do not tumble dry. Do not iron. Do not dry clean



## MATTRESS PAD

Oeko-Tex Standard 100 Class 1, REACH compliant,  
Made in Germany, Recyclable

Hand wash/rinse 40°C or 104°F. Lay flat to dry. Do not dry in direct sunlight. Do not machine wash. Do not bleach. Do not tumble dry. Do not wring. Do not iron. Do not dry clean.



## SHEET

100% Cotton

Machine wash hot. Tumble dry low. Do not bleach.  
Do not dry clean.



## BASSINET

The bassinet can be spot cleaned with a damp cloth and mild detergent. Do not use bleach. Do not immerse in water.

## BASE

Periodically wipe metal parts clean with a damp, soft cloth.  
Always dry the metal parts to prevent the formation of rust.

# Important Safe Use Checklist

## **PREPARING THE ARISTOT FOR YOUR BABY:**

- Only use provided mattress and sheet that comes with Aristot.
- Do not add other mattress, pad, pillow, or soft cushions.
- Remove any tools or excess parts including plastic packaging from the cradle vicinity after its assembly .

## **PLACEMENT OF THE ARISTOT:**

- Keep Aristot 3 feet away from space heater or fireplace.
- Do not position Aristot near cords – including window blind cords or baby monitor cords.

## **USING THE ARISTOT:**

- Only place baby on back in Aristot.
- Remove any strings or cords (including on pacifier, hat, clothing, or teething necklace) before putting baby in Aristot.
- Keep siblings and young children away from Aristot.
- Never carry child in Aristot.
- Only use when fully assembled. Do not use component parts.

## **WHEN TO STOP USING ARISTOT:**

- When your baby can push up on hands and knees or reaches 18 lbs (8kg).
- If Aristot is damaged, torn, or missing any components.
- Do not use bassinet separately from the base.

Read and follow all warnings on pages 8 and 9.

# WARNING

Failure to follow these warnings and the instructions could result in serious injury or death.  
Do not use this product without reading the instructions for use first.

## **SUFFOCATION HAZARD**

### Infants have suffocated:

- In gaps between extra padding and side of the bassinet
- On soft bedding

Use only the pad provided by the manufacturer.

**NEVER** add a pillow, comforter, or another mattress for padding.

Placing additional items in the product may cause suffocation. Do not use more than one mattress in the product.





# WARNING

Failure to follow these warnings and the instructions could result in serious injury or death.  
Do not use this product without reading the instructions for use first.

## FALL HAZARD

To help prevent falls, do not use this product when the infant begins to push up on hands and knees or has reached 8kg/18lbs, whichever comes first.

- To reduce the risk of SIDS, pediatricians recommend healthy infants be placed on their backs to sleep, unless otherwise advised by your physician.
- If a sheet is used with the pad, it is important that you only use a sheet provided by the bassinet manufacturer, or one specifically designed to fit the dimension of the bassinet pad.
- Strings can cause strangulation! Do not place items with a string around a child's neck, such as hood strings or pacifier cords. Do not suspend strings over a bassinet or cradle or attach strings to toys.
- The crib/cradle should be placed on a horizontal floor.
- Young children should not be allowed to play unsupervised in the vicinity of a crib/cradle.
- Stop using the product as soon as the child can sit or kneel or pull itself up.
- DO NOT use crib if any parts are missing, damaged, or broken. Contact Aristot for replacement parts and instructional literature if needed. DO NOT substitute parts.
- Do not use the body of a cradle without its frame.
- Do not place the product close to another product, which could present a danger of suffocation or strangulation, e.g. strings, blind/curtain cords, etc



# WARNING

Failure to follow these warnings and the instructions could result in serious injury or death.

Do not use this product without reading the instructions for use first.

- All assembly fittings should always be tightened properly and care should be taken that no screws are loose, because a child could trap parts of the body or clothing (e.g. strings, necklaces, ribbons for babies' dummies, etc.), which would pose a risk of strangulation.
- Be aware of the risk of burning cigarettes, open fires and other sources of strong heat, such as electric bar fires, gas fires, etc. in the near vicinity of the crib/ cradle.
- Any padding and cushioning materials, including the mattress, must be sufficiently firm to preclude conforming to the contours of the infant's face.
- Ensure the rocking cradle is placed at a reasonable distance from curtains, blinds, heaters and power points.
- Keep medication, string, elastic, small toys or small items such as money out of reach from any position in the rocking cradle.
- Be aware that ribbons or lace associated with bedding may entangle the infant.
- CAUTION: ONLY USE MATTRESS PROVIDED BY MANUFACTURER, WHICH HAS A SNUG FIT AND DOES NOT EXCEED 38 MM IN THICKNESS.
- Ensure proper ventilation by limiting bed clothes, extra pillows, and toys.



## Questions?

If you have questions or if there is anything you do not understand, contact Customer Service at [hello@aristot.com](mailto:hello@aristot.com)



ARISTOT.COM

©ARISTOTOFFICIAL

WILDCHILD STOCKHOLM INC, USA  
127 RACINE DRIVE  
WILMINGTON, NORTH CAROLINA 28403

ENFANT TERRIBLE DESIGN, AB