

TIG AC/DC WELDER

● Heavy Industrial

TIG AC/DC 401 PULSE

LIQUID-COOLED

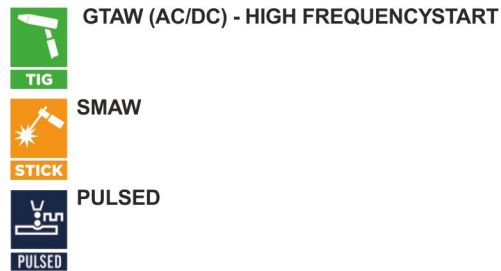
TIG AC/DC 401 PULSE – The TIG AC/DC 401 Pulse is a powerful and intelligent welding machine. This unit is capable of either AC or DC TIG welding (stainless steel, mild steel or aluminum) or Stick welding. The TIG AC/DC 401 Pulse has advanced TIG welding parameters that allows user to fine-tune the TIG welding process to meet a variety of applications. This combination, with its high duty cycle and easy to use interface, make it the perfect choice for production TIG welders who demand the best all day, every day.

FEATURES

- Digital adjustment of all the welding parameters.
- Digital ammeter and voltmeter with welding current presetting and hold function of the last read value.
- Digital ammeter with welding current presetting.
- Full monitoring of the welding parameters.
- Welding process selector: TIG AC- TIG DC- TIG DC 'Lift' – MMA.
- Welding mode selector: 2 Stroke – 4 Stroke – Cycle – Spot Timer.
- Personalized welding programs can be memorized.
- Pulse TIG welding adjustable from 0.5 up to 200 Hz with available "Easy Pulse" feature.
- AC Square Wave Balance and Balance Plus.
- AC Square Wave Frequency adjustment.
- Tungsten rod diameter presetting for a better control of arc striking and arc dynamics.
- Wave selector: Square – Mixed – Sinusoidal – Triangular.
- Optional software customization as an extra feature.
- Comprehensive 3 Year Warranty.



PROCESSES



TIG AC/DC 401 PULSE Technical Specification

Three phase input 50/60 Hz (V)	(400-480V) ±10% (575V Optional)
Input power 50/60 Hz (KVA)	15.3 KVA
Delayed Fuse (I2 @ 100%) (A)	16 A
Power factor / cos	0.97 / 0.99
Efficiency Degree	0.76
Current range	5 - 400 A
Welding Current @ 100% Duty Cycle in 104° F (40° C)	250 A
Welding Current @ 60% Duty Cycle in 104° F (40° C)	320 A
Welding Current @ 35% Duty Cycle in 104° F (40° C)	400 A
Facility of software customization	Yes
Weight : lb (Kg)	108 lb (49 Kg)
Dimensions Including Handle (D,W,H) : inch (mm)	26 x 11.8 x 20.7 inch (660 x 300 x 525 mm)

CANAWELD RESERVES THE RIGHTS OF CHANGING THE SPECIFICATION WITHOUT NOTICE

Available Model :

TIG AC/DC 401 PULSE (CWP004033A)









What Is Included

TIG AC/DC 401 PULSE

ITEM	PART NO.	
TIG AC/DC 401 PULSE	CW004033-A	
Ground Clamp Set (350 A - 10 ft), AWG 1	ALP1980453	
Electrode Holder Set (350 A - 10 ft), AWG 1	ALP2280098	
TIG Torch Water Cooled (18 SERIES)	CWSG18SC-S1-12-4M	
Regulator	CWFM-250-60CF-AR	
Gas Welding Hose	TLJ1080191	
TIG Consumable Kit	ALPTORCHCON18	
Cooling Unit	CW032092-A	
Welder Cart CT 70	CW234914	

OPTIONAL ACCESSORIES

PRODUCT	PART NO.		PRODUCT	PART NO.	
Ground Clamp Set (500 A - 20 ft), AWG 1	ALP1980455		Classic Duty Welding Helmet Series	CWELITE-550S-BLK	
Electrode Holder Set (500 A - 20 ft), AWG 1	ALP2280100		Premium All-Function Welding Helmet Series	CWPOWER-980S-BLK	
TIG Torch Water Cooled (18 SERIES)	CWSG18SC-S1-25-8M		Premium All-Function Welding Helmet Series	CWPOWER-980S-CO	
Superior True-View Welding Helmet Series	CWPOWER-990T-BLK	