

# Dynasty<sup>®</sup> 300 Multiprocess

Multiprocess Welding Power Source 

## Quick Specs



### Industrial Applications

Rental  
Shipbuilding  
Construction  
Heavy fabrication  
Precision fabrication  
Maintenance and repair  
Pipe and tube fabrication

### Processes

AC/DC TIG (GTAW)  
Pulsed TIG (GTAW-P)  
Stick (SMAW)  
Air carbon arc (CAC-A)  
MIG (GMAW)\*  
Flux-cored (FCAW)\*

**Input Power** 208–600 V, 3-phase or 1-phase power

**Amperage Range** 1–300 A (DC)  
2–300 A (AC)

**Voltage Range** 14–28 V (DC)

**Rated Output** 250 A at 20 V, 60% duty cycle

**Net Weight** 55 lb. (25 kg)

*\*With ArcReach SuitCase feeder.*

**The Dynasty 300 Multiprocess, paired with an ArcReach<sup>®</sup> SuitCase<sup>®</sup> feeder, provides a superior solution for all portable applications.**

With multiprocess capabilities and features like Auto-Line™, AC TIG, pulse and high-frequency arc starts, the Dynasty 300 Multiprocess is the most versatile, portable machine in its class.



**More Jobsite Productivity and Efficiency**

AC/DC CC/CV multiprocess equipment means always having the right equipment for the job. This also simplifies logistics and translates into less time locating and moving equipment and more time welding.



**Reduced Training Time**

Reduced training time by utilizing one piece of equipment, saving labor costs and helping to keep projects on schedule.



**More Operator Control**

Weld operators can quickly and easily adjust parameters, reducing the risk of operators trying to get by with less than ideal settings. Also, state-of-the-art TIG functions such as pulse, high-frequency starting, and AC (for aluminum) allow for optimization for virtually any material type.



**Improved Jobsite Safety**

Portable welding equipment allows for easy movement of equipment to point of use. The chances of slip, trip or fall injuries are virtually eliminated because there is no need to travel through multi-story and cluttered jobsites, since the power source is point of use.



**Dynasty 300 Multiprocess (907819) shown with ArcReach SuitCase 12 feeder (951729).**

*Note: Dynasty 300 is not capable of ArcReach control.*



**Increased Uptime**

Low power draw can mean additional welding equipment on the same circuit, getting work done faster by reducing the chances of power outages from tripped breakers or blown fuses.



Power source is warranted for three years, parts and labor.



**Miller Electric Mfg. LLC**  
An ITW Welding Company  
1635 West Spencer Street  
P.O. Box 1079  
Appleton, WI 54912-1079 USA

**Equipment Sales US and Canada**  
Phone: 866-931-9730  
FAX: 800-637-2315  
International Phone: 920-735-4554  
International FAX: 920-735-4125

**MillerWelds.com**



# Weld Process Features

## AC TIG

**Balance** control provides adjustable oxide removal which is essential for creating the highest quality aluminum welds. DX models provide extended ranges.

**Frequency** controls the width of the arc cone and can improve directional control of the arc.

### AC Waveforms



**Advanced square** provides a fast freezing puddle, deep penetration and fast travel speeds.



**Soft square** for a soft buttery arc with maximum puddle control and good wetting action.



**Sine** for customers that like a traditional arc. Quiet with good wetting.



**Triangular** reduces the heat input and is good on thin aluminum. Fast travel speeds.

**Independent amplitude/amperage** control allows EP and EN amperages to be set independently to precisely control heat input to the work and electrode.

## DC TIG

**Exceptionally smooth** and precise arc for welding exotic materials.

### Pulse Waveforms



**Square** provides a fast freezing puddle for ultimate arc control.



**Sine** produces a reduced audible sound and provides a more fluid puddle that is good for overlaying applications.



**Triangular** provides a quick-forming puddle while further reducing heat for thin materials.

## MIG

**CV output** of the power source gives this unit MIG process capabilities when paired with an ArcReach® SuitCase® feeder (or other voltage-sensing feeder). The feeder is powered off the arc voltage of the power source and can run both solid and flux-cored wires.

## AC/DC Stick

**DIG** control allows the arc characteristics to be changed for specific applications and electrodes. Lower the DIG setting for smooth running electrodes like E7018 and increase the DIG setting for stiffer, more penetrating electrodes like E6010.

**Hot Start™** adaptive control provides positive arc starts without sticking.

**AC frequency** control adds stability for smoother welds when AC stick welding.

**Stick-Stuck™** detects if the electrode is stuck to the part and turns the welding output off to safely and easily remove the electrode. Menu selectable.

# Specifications (Subject to change without notice.)



Welding Mode	Input Power	Welding Amperage Range	Rated Output at 60% Duty Cycle	Amps Input at Rated Load Output, 50/60 Hz						Max. Open-Circuit Voltage	Dimensions	Net Weight	
				208 V	230 V	400 V	460 V	600 V	KVA	KW			
TIG (GTAW)	3-phase	2–300 A (AC) 1–300 A (DC)	250 A at 20 V	19	17	10	8	7	7.5	6.6	60 VDC (30 VDC**)	H: 13.88 in. (352 mm) W: 8.5 in. (216 mm) D: 21.88 in. (555 mm)	55 lb. (25 kg)
	1-phase	2–300 A (AC) 1–300 A (DC)	250 A at 20 V	33	30	17	15	11	6.7	6.7			
Stick (SMAW)	3-phase	5–300 A	250 A at 30 V	*	*	14	12	9	9.8	9.1			
	1-phase	5–300 A	200 A at 27.2 V	35	32	*	*	*	9.3	9.2			
MIG (GMAW)/ Flux-cored (FCAW)	3-phase	5–300 A	250 A at 26.5 V	*	*	12	11	9	8.9	8.1			
	1-phase	5–300 A	200 A at 24 V	31	28	*	*	*	6.2	6.1			

\* Refer to owner's manual for complete ratings. \*\* Sense voltage for low OCV stick and Lift-Arc™ TIG.

**IP23 rating** — This equipment is designed for outdoor use. It may be stored, but is not intended to be used outside during precipitation unless sheltered.

Operating temperature range is 14 to 104°F (-10 to 40°C). Storage temperature range is -22 to 149°F (-30 to 65°C). Portions of the preceding text are contained in EN 60974-1: "Welding power sources for arc welding equipment."



Certified by Canadian Standards Association to both the Canadian and U.S. Standards.

## Performance Data

Input Power	TIG (GTAW) Duty Cycle	Stick (SMAW) Duty Cycle	MIG (GMAW)/ Flux-cored (FCAW) Duty Cycle	TIG Material Thickness Range	Stick Electrode Max. Diameter	Air Carbon Arc Gouging (CAC-A) Max.	MIG Ranges	Generator Requirement
380–600 V	300 A, 35% 250 A, 60% 200 A, 100%	300 A, 25% 250 A, 60% 200 A, 100%	300 A, 25% 250 A, 60% 200 A, 100%	AC: 0.012–3/8 in. (0.3–9.5 mm) DC: 0.004–3/8 in. (0.1–9.5 mm)	6010: 1/4 in. (6.4 mm) 7018: 7/32 in. (5.6 mm) 7024: 3/16 in. (4.8 mm)	3/16 in. (4.8 mm)	Voltage: 14–29 V Wire speed: 50–780 ipm (1.3–19.8 m/min.) Solid wire: .023–.052 in. (0.6–1.4 mm) Flux-cored: .030–.052 in. (0.8–1.4 mm)	12.5 kW
208–240 V	300 A, 35% 250 A, 60% 200 A, 100%	300 A, 15% 180 A, 60% 145 A, 100%	300 A, 20% 200 A, 60% 160 A, 100%					

Material Type	Wire Diameter						
	.024 in.	.030 in.	.035 in.	.045 in.   3/64 in. Al	.052 in.	1/16 in.	5/64 in.
Solid wire (steel/SS)	●	●	●	●	○		
Aluminum			●	●		●	
Dual (gas-) shielded flux-cored/metal core			●	●	●	●	○
Self-shielded flux-cored		●	●	●	●	●	●

● Recommended — refer to wire manufacturer specifications for output requirements. ● Gun length may affect feedability. ○ Limited capability.

## ArcReach® SuitCase® 8 and 12 (Note: Dynasty 300 models are not capable of ArcReach control.)



Voltage-sensing, portable feeders designed to run off of arc voltage from almost any welding power source, provide extreme reliability for construction and fabrication.

- Scaled wire pressure knob provides easy adjustment and consistent pressure on the drive rolls and wire
- Wire drive and motor assembly is specifically designed for mobile welding applications to provide smooth and consistent wire delivery
- Gun locking tab works with guns having corresponding locking grooves to prevent gun from being pulled out if the feeder is dragged by the gun
- Ultra-low drag inlet guide pins make loading the wire easy and do not deform the wire on the way into the drive rolls

Model	Input Power	Input Welding Circuit Rating	Wire Feed Speed	Wire Type and Diameter Capacity	Max. Spool Size Capacity	Dimensions	Net Weight
8	Operates on open-circuit voltage and arc voltage: 14–48 VDC/110 max. OCV	330 A at 60% duty cycle	50–780 ipm (1.3–19.8 m/min.) dependent on arc voltage	<b>Solid wire:</b> .023–.052 in. (0.6–1.4 mm) <b>Flux-cored:</b> .030–5/64 in. (0.8–2.0 mm)	8 in. (203 mm) 14 lb. (6.4 kg)	H: 12.75 in. (324 mm) W: 7.25 in. (184 mm) D: 18 in. (457 mm)	28 lb. (13 kg)
12		425 A at 60% duty cycle		<b>Solid wire:</b> .023–.052 in. (0.6–1.4 mm) <b>Flux-cored:</b> .030–5/64 in. (0.8–2.0 mm)	12 in. (305 mm) 45 lb. (20 kg)	H: 15.5 in. (394 mm) W: 9 in. (229 mm) D: 21 in. (533 mm)	35 lb. (15.9 kg)

## Coolmate™ 1.3 Cooler

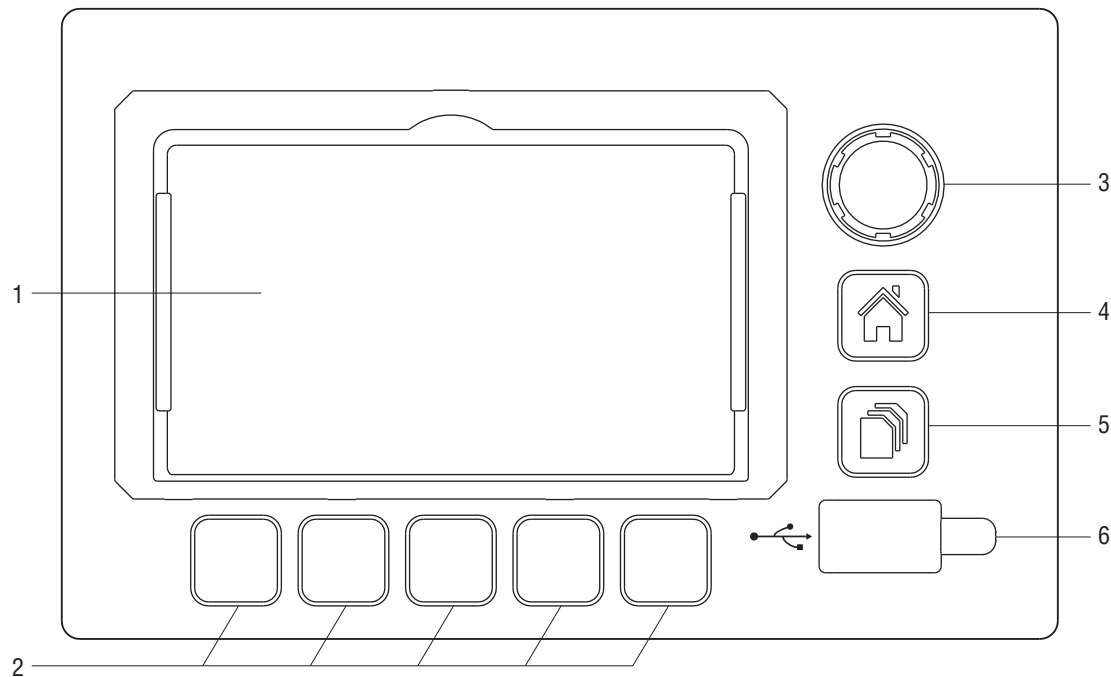


- Dynasty® 300 models turn Coolmate 1.3 on and off
- Power indicator light
- Fluid level sight window
- Rustproof polyethylene-molded coolant tank and filler spout
- 1/4 hp motor is thermally protected to guard against overheating
- Efficient fin and tube heat exchanger
- Factory-set pressure relief valve (55 psi) maintains consistent pressure during operation
- Filter and coolant filling spout are conveniently located
- Brass-body, positive displacement rotary vane pump provides consistent coolant flow and pressure rating with long pump-life expectancy

Input Power	Maximum Current Draw	Maximum Cooling Capacity	Rated Cooling Capacity	Tank Capacity	Dimensions	Net Weight
115 V, 50/60 Hz	5.9 A (50 Hz) 4.7 A (60 Hz)	3,400 W (11,600 Btu/hr.) 3.8 qt./min. (3.6 L/min.)	1,330 W (4,540 Btu/hr.) 1.1 qt./min. (1 L/min.)	1.3 gal. (4.9 L)	H: 11.25 in. (286 mm) W: 10.375 in. (264 mm) D: 24 in. (610 mm)	46 lb. (21 kg)

# Dynasty® 300 Multiprocess Control Panel

1. Color LCD Display
2. Soft Keys  
(Multiple functions depending on screen displayed.)
3. Control Knob  
(Adjusts amperage or parameter values depending on mode.)
4. Home Button
5. Program Button
6. USB Port



## Amperage

TIG AC	2–300 A**
TIG DC	1–300 A**
Stick	5–300 A

## Process

AC TIG HF, DC TIG HF,  
AC TIG Lift-Arc™, DC TIG Lift-Arc™,  
AC Stick, DC Stick, Carbon Arc Gouge,  
MIG: Voltage-sensing feeder

## Tungsten (inch)

.020, .040, 1/16, 3/32, 1/8 inch, General  
(.05, 1.0, 1.6, 2.4, 3.2 mm)

## Trigger

Remote Standard: Foot, Finger, Pushbutton  
Sequencer: Pushbutton Hold (2T), 3T 4T, 4TE,  
4TL, 4TM

## Pulse

Pulses per Second*	DC: 0.1–500 pps AC: 0.1–500 pps
Peak Time*	5–95%
Background Amps*	5–95%
DC Pulse Waveshape:	Square, Sine, Triangular

## AC Waveshape

Balance*	Ball: 30–99% EN
Frequency*	20–400 Hz
Waveshape	Advanced Square, Soft Square, Sine, Triangular
Independent	EN Amperage: 2–300 A** EP Amperage: 2–300 A** EN Waveshape: Advanced Square, Soft Square, Sine, Triangular EP Waveshape: Advanced Square, Soft Square, Sine, Triangular
Commutation	Low, High

## Sequencer Control

Initial Amps	AC: 2–300 A** DC: 1–300 A**
Initial Time	0.0–25.0 seconds
Initial Slope	0.0–50.0 seconds
Weld Time	0.0–999 seconds
Final Slope	0.0–50.0 seconds
Final Amps	AC: 2–300 A** DC: 1–300 A**
Final Time	0.0–25.0 seconds

## Preflow

0.0–25.0 seconds

## Postflow

Auto/Off–50 seconds

## DIG\*

Off–100%

## Hot Start™

On, Off

## Stick-Stuck™

On, Off

## OCV

Normal, Low

## Programs

1–99 (user defined program names)

## Locks and Limits

Individual Parameters

## Languages

English, Spanish, French, German, Italian,  
Dutch, Swedish, Polish

\*Pro-Set parameter selectable. \*\*Amperage range is tungsten size dependent.

# Dynasty® 300 Multiprocess Models/Packages

## Machines and Air-Cooled Package

Order machine only or use a single stock number to order a preconfigured system.



907819  
Dynasty shown.



951939  
package shown.

Machine Only	Air-Cooled Contractor Package with ArcReach SuitCase 12
<b>Dynasty 300 Multiprocess</b> 907819 <b>Dynasty 300 Multiprocess, CE</b> 907819002 Dynasty comes with: • Adjustable shoulder strap and center carry handle • 8 ft. power cord (no plug) • Two 50 mm Dinse-style connectors • Two Dinse/Tweco® adapters • 8 ft. (2.4 m) weld cable with Tweco®-style connectors to power feeder (non-CE version only)	<b>Dynasty 300 Multiprocess w/Wired Foot Control and ArcReach SuitCase 12</b> 951939 Air-cooled contractor package comes with: • Dynasty 300 Multiprocess (907819) • Contractor kit with A-200 TIG torch and wired foot control • ArcReach® SuitCase® 12 with two .035/.045 in. "V" groove drive rolls • Bernard® BTB Gun 300 A with three .035 in. and two .045 in. Centerfire™ contact tips

## Build a Water-Cooled Package

Select desired stock number for each step. See page 7 to add an ArcReach SuitCase wire feeder.



907819001 Dynasty 300 Multiprocess TIGRunner® shown with four bottles of 043810 Low-Conductivity Coolant.



301580 remote shown.



300990 kit shown.

Step 1 • Select Dynasty TIGRunner® and Coolant	Step 2 • Select Remote Control	Step 3 • Select Torch Kit
<b>Dynasty 300 Multiprocess TIGRunner</b> 907819001 <b>Dynasty 300 Multiprocess TIGRunner, CE</b> 907819003 & <b>Low-Conductivity Coolant</b> 043810 (must be ordered in quantities of four) Dynasty TIGRunner comes with: • Adjustable shoulder strap and center carry handle • 8 ft. power cord (no plug) • Coolmate™ 1.3 (quick connect model on CE TIGRunner) • Small Runner™ cart	<b>Wireless Foot (recommended)</b> 301580 <b>RFCS-14 HD Foot</b> 194744 <b>RCC-14 E/W Fingertip</b> 151086 <b>RCCS-14 N/S Fingertip</b> 043688 <b>RMS-14 Pushbutton</b> 187208 <b>RMLS-14 Momentary/Maintained</b> 129337 <b>RHC-14 Hand</b> 242211020 <b>Wireless Hand</b> 301582 See page 7 for remote descriptions.	<b>W-250 Kit</b> 300185 <b>W-280 Kit</b> 300990 (recommended for 300 model) <b>W-375 Kit</b> 301268 See page 6 for kit contents. <i>Note: If ordering torch or torch kit for the CE TIGRunner, the QRW water hose quick connects are required.</i>

## Water-Cooled Package

Use a single stock number to order a complete preconfigured system.



Water-Cooled Complete Package
<b>Dynasty 300 Multiprocess Complete with Wireless Foot Control and ArcReach SuitCase 12</b> 951940 Water-cooled complete package comes with: • Dynasty 300 Multiprocess (907819) • Coolmate™ 1.3 • Coolant (4 one-gallon bottles) • Small Runner™ cart • Wireless foot control • W-280 torch kit (see page 6 for contents) • ArcReach® SuitCase® 12 with two .035/.045 in. "V" groove drive rolls • Bernard® BTB Gun 300 A with three .035 in. and two .045 in. Centerfire™ contact tips



# Genuine Miller® Accessories



## 2-Wheel Trolley Cart 300971

For Dynasty® 210/300 and Maxstar® 210/280 with or without Coolmate 1.3 cooler. Easy-to-maneuver two-wheel cart features single-cylinder rack, cable holders, torch holder, storage area, and filler rod storage area.



## Small Runner™ Cart 301615

For Dynasty® 210/300 and Maxstar® 210/280 with Coolmate 1.3 cooler. Cart features single-cylinder rack, foot pedal holder, two cable/torch holders, and two TIG filler rod holders.



## Coolmate™ 1.3 301616 CE

**301617 CE**, quick connect 120 V, 50/60 Hz 1.3-gallon cooler designed to cool torches up to 280 amps.



## Low-Conductivity Coolant 043810

Must be ordered in quantities of four. One-gallon recyclable plastic bottle. Miller coolants contain a base of ethylene glycol and deionized water to protect against freezing to -37 degrees Fahrenheit (-38°C) or boiling to 227 degrees Fahrenheit (108°C). Also contains a compound that resists algae growth.



## Protective Cover 301382

Fits Dynasty® 210/300 and Maxstar® 280.



## Performance TIG Gloves

**263346** Small  
**263347** Medium  
**263348** Large  
**263349** X-Large  
Completely unlined, goat grain leather with triple-padded palm.

## TIG Torches, Kits and Connectors



Contractor kit **301311** shown.

### Contractor Kits

**301309** A-150 with RFCS-14 HD  
**301311** A-150 with RCCS-14  
**301549** A-200 with RFCS-14 HD  
**301550** A-200 with RCCS-14  
All-in-one TIG/stick welding kit comes with either a Weldcraft™ A-150 **OR** A-200 TIG torch, RFCS-14 HD foot control **OR** RCCS-14 fingertip control, 200-amp stick electrode holder and 300-amp work clamp with 15-foot (4.6 m) cables, flow gauge regulator with 12-foot (3.7 m) gas hose, gas hose coupler, AK2C torch accessory kit and TIG torch connector.



## Weldcraft™ A-150 (WP-17) TIG Torch WP-17-12-R (12 ft.) WP-17-25-R (25 ft.)

150-amp air-cooled torch. Torch body gas valve models are available.

Note: A-150 (WP-17) torches require **195378** connector.



## Weldcraft™ A-200 (WP-26) TIG Torch WP-26-12-R (12 ft.) WP-26-25-R (25 ft.)

200-amp air-cooled torch. Torch body gas valve models also available.

Note: A-200 (WP-26) torches require **195379** connector.



## Weldcraft™ A-250 TIG Torch 301525025 No valve 301526025 With valve

250-amp air-cooled two-piece torch with 25-foot (7.6 m) cable.  
Note: Two-piece torches require connector:  
**042533** Dinse-style  
**191981** Tweco-style



## Air-Cooled TIG Torch Connectors

**195379** A-200 (WP-26)  
**195378\*** All air-cooled torches (except A-200)  
50 mm Dinse-style for one-piece air-cooled torch.

\*A-80 (WP-24) torches require **24-5** connector.



Torch kit **300990** shown.

## Water-Cooled Torch Kits

**300185** W-250  
**300990** W-280 (recommended)  
**301268** W-375

Kit comes with Weldcraft™ 25-foot (7.6 m) TIG torch with Dinse-style connector, torch cable cover, work clamp with 15-foot (4.6 m) cable, flowmeter regulator with gas hose and AK4GL gas lens torch accessory kit.



## Water-Cooled TIG Torch Connector 195377

50 mm Dinse-style with water return line. For use with all Weldcraft™ water-cooled torches.



## Dinse/Tweco® Adapter 042465

A one-piece adapter which has a Dinse-style male plug (to power source) on one end and a female Tweco receptacle (for weld cable connection) on other end.



## Weldcraft™ Gas Hose Quick Connect QRG

Sold individually. Allows for quick connection and removal of torch shielding gas hoses.



## Weldcraft™ Water Hose Quick Connect QRW

Sold individually. Allows for quick connection and removal of torch coolant hoses.

# Tungsten

Tungsten	Amp Range	2% Ceriated (AC/DC)	2% Lanthanated (AC/DC)
1/16 in. (1.6 mm)	70–150 A	WC116X7	WL2116X7
3/32 in. (2.4 mm)	140–250 A	WC332X7	WL2332X7
1/8 in. (3.2 mm)	225–400 A	WC018X7	WL2018X7
5/32 in. (4.0 mm)	300–500 A	WC532X7	WL2532X7

## Genuine Miller® Accessories (Continued)

### Remote Controls and Switches



#### Wireless Remote Foot Control 301580

For remote current and contactor control. Receiver plugs directly into the 14-pin receptacle of Miller machine. 90-foot (27.4 m) operating range.

machine. 90-foot (27.4 m) operating range.



#### RFCS-14 HD Foot Control 194744

Maximum flexibility is accomplished with a reconfigurable cord that can exit the front, back or either side of the pedal. Foot pedal provides remote current and contactor control. Includes 20-foot (6 m) cord and 14-pin plug.



#### RCC-14 Remote Contactor and Current Control 151086

East/west rotary-motion fingertip control attaches to TIG torch using two hook-and-loop fasteners. Includes 26.5-foot (8 m) cord and 14-pin plug.



#### RCCS-14 Remote Contactor and Current Control 043688

North/south rotary-motion fingertip control attaches to TIG torch using two hook-and-loop fasteners. Includes 26.5-foot (8 m) cord and 14-pin plug.



#### RMS-14 On/Off Control 187208

Momentary-contact switch for contactor control. Rubber-covered pushbutton dome switch ideal for repetitive on-off applications. Includes 26.5-foot (8 m) cord and 14-pin plug.



#### RMLS-14 Switch 129337

Momentary- and maintained-contact rocker switch for contactor control. Push forward for maintained contact and backward for momentary contact. Includes 26.5-foot (8 m) cord and 14-pin plug.



#### RHC-14 Hand Control 242211020

Miniature hand control for remote current and contactor control. Dimensions: 4 x 4 x 3.25 inches (102 x 102 x 83 mm). Includes 20-foot (6 m) cord and 14-pin plug.



#### Wireless Remote Hand Control 301582

For remote current and contactor control. Receiver plugs directly into the 14-pin receptacle of Miller machine. 300-foot (91.4 m) operating range.

### Wire Feeders and MIG Guns



#### ArcReach® SuitCase® 8

951726 With Bernard® BTB Gun 300 A

951728 With Bernard® Dura-Flux™ gun

#### ArcReach® SuitCase® 12

951729 With Bernard® BTB Gun 300 A

951731 With Bernard® Dura-Flux™ gun

Portable feeder designed to run off of arc voltage. Holds up to an 8-inch (SuitCase 8) or 12-inch (SuitCase 12) spool of wire. BTB Gun models include reversible dual size (.045 and 1/16 in.) “V” knurled drive rolls. Dura-Flux gun models include reversible dual size (.068/.072 and 5/64 in.) “V” knurled drive rolls. See literature M/6.55.

*Note: Dynasty 300 is not capable of ArcReach control.*








#### Bernard® BTB Gun 300 A

Q3015AE8XMC .035/.045 in. wire size

Q3015AE8HMC .052 in. wire size

Rugged and reliable 300-amp MIG (GMAW) welding guns include 15-foot (4.5 m) cable, Miller® power pin and Centerfire™ consumables.

## MIG Consumables

Kits	Drive Rolls <i>Select drive rolls from chart according to type and wire size being used.</i>				Contact Tips
	“V” groove for hard wire 	“U” groove for soft wire or soft-shelled cored wires 	“V” knurled for hard-shelled cored wires 	“U” coggled for extremely soft wire or soft-shelled cored wires (i.e., hard facing types) 	Centerfire “T” Series (.35 in. O.D.) 
.035 and .045 in. (0.9 and 1.2 mm)	190300*	—	—	—	1580012 (3) .035 in., (2) .045 in. tips
.045 and 1/16 in. (1.2 and 1.6 mm)	—	—	301091*	—	1580015 (3) .045 in., (2) .052 in. tips
<b>Individual Rolls/Tips</b>					
.030 in. (0.8 mm)	053695	—	—	—	T-030
.035 in. (0.9 mm)	053700	072000	132958	—	T-035
.040 in. (1.0 mm)	053696	—	—	—	T-039
.045 in. (1.1/1.2 mm)	053697	053701	132957	083489	T-045
.052 in. (1.3/1.4 mm)	053698	053702	132956	083490	T-052
1/16 in. (1.6 mm)	053699	053706	132955	053708	T-062
.068/.072 in. (1.8 mm)	—	—	132959	—	T-072
5/64 in. (2.0 mm)	—	053704	132960	053710	T-078

\*Includes two dual-size reversible drive rolls. *Note: ArcReach SuitCase feeders require two drive rolls. Wire inlet guide comes installed on ArcReach SuitCase wire feeders.*

## Ordering Information

Equipment and Options	Stock No.	Description	Qty.	Price
<b>Dynasty® 300 Multiprocess</b>	<b>907819</b> <b>907819002</b>	Auto-Line™ 208–600 V, 50/60 Hz. 8 ft. power cord Auto-Line™ 208–600 V, 50/60 Hz, <b>CE</b> . 8 ft. power cord		
<b>Air-Cooled Package</b>				
<b>Dynasty® 300 Multiprocess with Wired Foot Control Contractor Package and ArcReach Feeder</b>	<b>951939</b>	Auto-Line™ 208–600 V, 50/60 Hz. 8 ft. power cord. With ArcReach SuitCase 12 and BTB Gun 300 A for .035/.045 wire		
<b>Water-Cooled Packages</b>				
<b>Dynasty® 300 Multiprocess TIGRunner®</b>	<b>907819001</b> <b>907819003</b>	Auto-Line™ 208–600 V, 50/60 Hz. 8 ft. power cord (Feeder, torch kit, accessories and coolant sold separately) Auto-Line™ 208–600 V, 50/60 Hz, <b>CE</b> . 8 ft. power cord (Feeder, torch kit, accessories and coolant sold separately)		
<b>Dynasty® 300 Multiprocess Complete with Wireless Foot Control and ArcReach Feeder</b>	<b>951940</b>	Auto-Line™ 208–600 V, 50/60 Hz. 8 ft. power cord. With ArcReach SuitCase 12 and BTB Gun 300 A for .035/.045 wire		
<b>Accessories</b>				
2-Wheel Trolley Cart	<b>300971</b>	For Dynasty 210/300 and Maxstar® 210/280 with or without Coolmate 1.3		
Small Runner™ Cart	<b>301615</b>	For Dynasty 210/300 and Maxstar® 210/280 with Coolmate 1.3		
Coolmate™ 1.3	<b>301616</b> <b>301617</b>	120 V, 50/60 Hz, <b>CE</b> . <i>Requires coolant</i> 120 V, 50/60 Hz, <b>CE</b> . Quick connect. <i>Requires coolant</i>		
TIG Coolant (must be ordered in quantities of four)	<b>043810</b>	1-gallon plastic bottle. Protects against freezing to -37° Fahrenheit (-38°C) or boiling to 227° Fahrenheit (108°C)		
Protective Cover	<b>301382</b>	For Dynasty 210/300 and Maxstar 280		
TIG Gloves		See page 6		
<b>TIG Torches, Kits and Connectors</b>				
Air-Cooled Contractor Kits		See page 6		
Weldcraft™ A-150 (WP-17) TIG Torch	<b>WP-17-12-R</b> <b>WP-17-25-R</b>	12 ft. (3.7 m) cable. Requires <b>195378</b> connector 25 ft. (7.6 m) cable. Requires <b>195378</b> connector		
Weldcraft™ A-200 (WP-26) TIG Torch	<b>WP-26-12-R</b> <b>WP-26-25-R</b>	12 ft. (3.7 m) cable. Requires <b>195379</b> connector 25 ft. (7.6 m) cable. Requires <b>195379</b> connector		
Weldcraft™ A-250 TIG Torch	<b>301525025</b> <b>301525026</b>	No valve. 25 ft. (7.6 m) cable With valve. 25 ft. (7.6 m) cable		
Air-Cooled TIG Torch Connectors	<b>195379</b> <b>195378</b>	Connects Weldcraft™ A-200 (WP-26) torch to Dinse-style connector Connects all air-cooled Weldcraft™ torches (except A-200) to Dinse-style connector. A-80 (WP-24) torches require <b>24-5</b> connector		
Water-Cooled Torch Kits		See page 6		
Water-Cooled TIG Torch Connector	<b>195377</b>	Connects Weldcraft™ water-cooled torches to Dinse-style connector		
Dinse/Tweco® Adapter	<b>042465</b>	One-piece adapter with Dinse-style male plug and Tweco-style female receptacle		
Weldcraft™ Quick Connects (sold individually)	<b>QRG</b> <b>QRW</b>	For gas hoses For water hoses		
Tungsten		See page 6		
<b>Remote Controls</b>				
		See page 7		
<b>Wire Feeders, MIG Guns and Consumables</b>				
ArcReach® SuitCase® 8 (see literature M/6.55)	<b>951726</b> <b>951728</b>	With Bernard® BTB Gun 300 A With Bernard® Dura-Flux™ gun		
ArcReach® SuitCase® 12 (see literature M/6.55)	<b>951729</b> <b>951731</b>	With Bernard® BTB Gun 300 A With Bernard® Dura-Flux™ gun		
Bernard® BTB Gun 300 A	<b>Q3015AE8XMC</b> <b>Q3015AE8HMC</b>	.035/.045 in. wire size .052 in. wire size		
Drive Rolls		See page 7		
Contact Tips		See page 7		

Date:

Total Quoted Price:

Distributed by:

