

## Q700® M/F/R with SEDEO® PRO

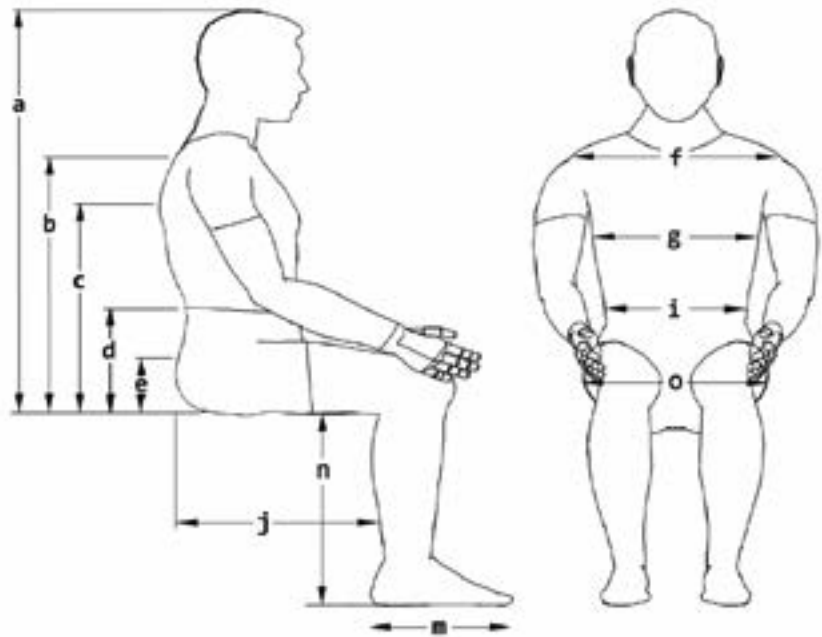


## ORDER FORM

Billing Address Or Customer-ID			Shipping Address	Identical To Billing Address
C.-ID:			C.-ID:	
Name:			Name:	
Street:			Street:	
Town/PC:			Town/PC:	
E-Mail:			E-Mail:	
Phone:			Phone:	
Order Information			User Weight	
Order	Calculation	Built-4-Me®	<b>User Weight Capacity: 160 kg</b>	
Purchase Order No.:			<b>User Weight:</b>	<b>kg</b>
<b>Art. No.:</b> Q700 M: 2250070M-000, Q700 F:2250070F-000, Q700 R: 2250070R-000				
Order Date:	Day	Month	Year	

## Client Measurements

a) Top Of Head To Seat	mm
b) Top Of Shoulder To Seat	mm
c) Underarm To Seat	mm
d) Elbow To Seat	mm
e) Top Of Pelvis To Seat	mm
f) Shoulder Width	mm
g) Trunk Width	mm
i) Hip Width	mm
j) Actual Sitting Depth	mm
m) Foot Length	mm
n) Lower Leg Length	mm
o) Actual Seat Width	mm



## Seating Specifications

All Bases Prepared For DAHL Docking Station		<b>Seat Type</b>	SEDEO PRO
<b>Typical WC Weight</b>	Without Batteries 140 kg	<b>Seat Size Range</b>	Width 380 - 560 mm, Depth 400 - 560 mm
	With Batteries 165 kg	<b>Seat To Floor Height Range</b>	415 mm - 490 mm

## MWD Base Specifications

<b>User Weight Capacity</b>	160 kg	<b>Drive Wheels</b>	14" Drive Wheels (Black)
<b>Base Size</b>	Width Min. 620 mm	<b>Tires / Castors</b>	6" Front / 6" Rear (Black)
<b>Drive Control</b>	VR2, Option R-Net	<b>Charger</b>	8 A Dual Mode Charger
<b>Driving Range</b>	Up To 40 km	<b>Battery Size</b>	60 And 80 Ah Batteries
<b>Drive Motors</b>	4-Pole 6 kph, Options 8, 10 And 12.5 kph	<b>Colour Accents</b>	7 Colour Accents
<b>Ground Clearance</b>	70 mm	<b>Frame Colour</b>	Black

## FWD Base Specifications

<b>User Weight Capacity</b>	160 kg	<b>Drive Wheels</b>	14" Drive Wheels (Black)
<b>Base Size</b>	Width Min. 640 mm	<b>Tires / Castors</b>	9" / 10" Rear (Black)
<b>Drive Control</b>	VR2, Option R-Net	<b>Charger</b>	8 A Dual Mode Charger
<b>Driving Range</b>	Up To 40 km	<b>Battery Size</b>	60 And 80 Ah Batteries
<b>Drive Motors</b>	4-Pole 6 kph, Options 8, 10 And 12.5 kph	<b>Colour Accents</b>	7 Colour Accents
<b>Ground Clearance</b>	75 mm	<b>Frame Colour</b>	Black

## RWD Base Specifications

<b>User Weight Capacity</b>	160 kg	<b>Drive Wheels</b>	14" Drive Wheels (black)
<b>Base Size</b>	Width Min. 640 mm	<b>Tires / Castors</b>	9" / 10" Front (Black)
<b>Drive Control</b>	VR2, Option R-Net	<b>Charger</b>	8 A Dual Mode Charger
<b>Driving Range</b>	Up To 40 km	<b>Battery Size</b>	60 And 80 Ah Batteries
<b>Drive Motors</b>	4-Pole 6 Kph, Options 8, 10 And 12.5 kph	<b>Colour Accents</b>	7 Colour Accents
<b>Ground Clearance</b>	75 mm	<b>Frame Colour</b>	Black

## Base

## Q700 Drive Bases

		£
SEP000009	<b>Q700 M (MWD Base Chair)</b>	6,750
SEP000017	<b>Q700 F (FWD Base Chair)</b>	6,750
SEP000018	<b>Q700 R (MWD Base Chair)</b>	6,750

## Motor Packages

		£
SEP180009	4-Pole Motor, 6 kph / 4 mph	0
SEP180010	4-Pole Motor, 8 kph / 5 mph	0
SEP180007	4-Pole Motor, 10 kph / 6.5 mph (1) (2)	0
SEP180008	4-Pole Motor, 12.5 kph / 8 mph (1) (3)	75

## Tracking

		£
SEP110009	Traction Control System For R-Net (GYRO Technology)	0
SEP110014	Omit Traction Control System For R-Net	-300

Drive Wheels 

		£
SEP070032	Drive Wheel, 14", Pneumatic, V-Type, Black	0
SEP070031	Drive Wheel, 14", Solid, V-Type, Black	0
SEP070034	Drive Wheel, 14", Pneumatic, Knobbly, Black	0
SEP070033	Drive Wheel, 14", Solid, Knobbly, Black	0

Castor Wheels 

		£
<b>MWD Base</b>		
SEP080206	Castor Wheel, 6", Solid, Black	0
<b>FWD Base</b>		
SEP080210	Castor Wheel, 9", Solid, Black	0
SEP080211	Castor Wheel, 9", Pneumatic, Black	0
<b>RWD Base</b>		
SEP080210	Castor Wheel, 9", Solid, Black	0
SEP080211	Castor Wheel, 9", Pneumatic, Black	0
SEP080212	Castor Wheel, 10", Pneumatic, Black	0

Mudguards (FWD & RWD Only) 

		£
SEP010007	Mudguard, Drive Wheel, 14"	90
SEP010008	Mudguard, Castor Wheel, 9"	70

Kerb Climber (RWD Only) 

		£
SEP090038	Kerb Climber	170

(1) Highly Recommended With 80 Ah Battery

(2) If FWD Selected: Highly Recommended With Traction Control System

(3) If FWD Selected: Only In Combination With Traction Control System

## Base

### Colour Accents

£

SEP140005	Apple Green (RAL 110 70 77)	0
SEP140004	Black (RAL 9005)	0
SEP140003	Blue (RAL 260 40 45)	0
SEP140006	Orange (RAL 060 60 80)	0
SEP140002	Red (RAL 040 40 67)	0
SEP140007	Silver (RAL 9006)	0
SEP140001	White (RAL 9010)	0

### LED Lights & Indicators

£

SEP110201	LED Light And Indicator StVZO Approved (1)	0
SEP110209	Omit Light And Indicator	0

### Seat Heights (2)

£

SH415	415 mm (3)(4)	0
SH425	425 mm (5)	0
SH44	440 mm (4)	0
SH45	450 mm (5)	0
SH465	465 mm	0
SH49	490 mm	0

### Batteries & Chargers

£

#### Batteries

SEP160001	Battery, 60 Ah, Gel, Maintenance-Free	0
SEP160005	Battery, 80 Ah, Gel, Maintenance-Free (6)	0
SEP160009	Omit Batteries	0

#### Chargers

SEP160101	Charger, Automatic, 220 V / 8 A	0
SEP160100	Charger, Automatic, 220 V / 8 A, UK	0
SEP160103	Charger, Automatic, 220 V / 10 A, UK	170
SEP160104	Charger, Automatic, 220 V / 10 A	170
SEP160109	Omit Charger	0

(1) SEP110030 Lighting Module VR2 Or SEP110032 Actuator Control & Lights Module, R-Net, ISM-6L Required

(2) Measured From Front Of Seat Pan To Floor. Obtain Quote To Verify Seat To Floor Heights

(3) Only With 60 Ah Batteries

(4) Not With SEP130009 Seat Elevator/Tilt Module, Powered

(5) Only For SEP130009 Seat Elevator (300 mm) / Tilt Module (Tilt 0° - 30°), Powered

(6) Highly Recommended With Battery Charger 220 V / 10 A

## Powered Seating

### Power Seating Options

		£
SEP130011	Fixed Tilt Module (Adjustable 0°, 3°, 6°, 9°, Factory Setting 6°)	0
SEP130004	Posterior Tilt, Powered, 0° - 30° (1)	825
SEP130012	Posterior Tilt, Powered, -5° - 25° (1) (2)	925
SEP130007	Posterior Tilt, Powered, 0° - 50° (1)	1025
SEP130005	Posterior Tilt, Powered, -5° - 45° (1) (2)	1125
SEP130009	Seat Elevator (300 mm) / Tilt Module (Tilt 0° - 30°), Powered (1)	1500

### Backrest Frame Type

		£
SEP030083	Backrest, Tool Angle Adjustable, 90° - 120°	0
SEP030084	Backrest, Manual Recline, User Adjustable, 90° - 130°, Release Lever, Right (3)	230
SEP030085	Backrest, Manual Recline, User Adjustable, 90° - 130°, Release Lever, Left (3)	230
SEP030086	Backrest, Powered Recline, 90° - 130° (1)	420
SEP030087	Backrest, Powered Recline, 90° - 150° With 100 mm Mechanical Anti-Shear (1)	750

### Backrest Frame Option

		£
SEP030098	Backrest, Flip Down, Quick Release	95

### Back Cushion Type

		£
<b>SEDEO PRO (See Section A)</b>		
SEP030104	SEDEO PRO, Back Cushion	0
<b>Interfaces </b>		
SEP030106	SEDEO PRO, Interface Only	0
SEP030107	SEDEO PRO, Interface Only For Back Cushion, Flexible	0
SEP030209	Omit Back Cushion	0

### A – SEDEO PRO Back Size

		£
<b>Back Cushion Width</b>		
BW38	380 mm, For Effective Back Width 380 mm	0
BW42	420 mm, For Effective Back Width 380 - 420 mm	0
BW46	460 mm, For Effective Back Width 420 - 460 mm	0
BW50	500 mm, For Effective Back Width 460 - 500 mm	0
BW54	540 mm, For Effective Back Width 500 - 540 mm	0
BW56	560 mm, For Effective Back Width 520 - 560 mm	0
<b>Back Cushion Height</b>		
BH44	440 mm, For Effective Back Height 440 - 500 mm (4)	0
BH50	500 mm, For Effective Back Height 500 - 560 mm	0
BH56	560 mm, For Effective Back Height 560 - 620 mm	0

### A – SEDEO PRO Back Cushion

		£
SEP030109	SEDEO PRO, Back Cushion, Profiled	0
SEP030113	SEDEO PRO, Back Cushion, Profiled, Adjustable Straps	0
SEP030114	SEDEO PRO, Back Cushion, Deep Contour, Passive	0
SEP030115	SEDEO PRO, Back Cushion, Flexible, Deep Contour, Passive, Adjustable Straps	0
SEP030116	SEDEO PRO, Back Cushion, Flexible, Deep Contour, Active, Adjustable Straps	0
SEP030117	SEDEO PRO, Back Cushion, Flexible, Extra Deep Contour, Active, Adjustable Straps	0
	SEDEO PRO, Back Cushion, Adaptive (Choose B4Me Requirements Separately)	

(1) Not With SEP110036 Remote Joystick, VR2. In Case Of R-Net: SEP110032 Actuator Control & Lights Module, R-Net, ISM-6L

(2) Not With Seat Height 415 Or 440 mm

(3) Not On Same Joystick Side

(4) Only With SEP030116 SEDEO PRO, Back Cushion, Flexible, Deep Contour, Active, Adjustable Straps & SEP030117 SEDEO PRO, Back Cushion, Flexible, Extra Deep Contour, Active, Adjustable Straps

## Powered Seating

### A – SEDEO PRO Back Cushion Cover

£

SEP030059	Back Cushion Cover, Incontinence Protection	0
SEP030108	Back Cushion Cover, Comfort	0

### A – SEDEO Lateral Thoracic Supports

£

SEP030607	SEDEO, Lateral, Thoracic Support, Swing Away, Height-Adjustable, Long Pad, 150 x 130 mm, Right	270
SEP030608	SEDEO, Lateral, Thoracic Support, Swing Away, Height-Adjustable, Long Pad, 150 x 130 mm, Left	270
SEP030609	SEDEO, Lateral, Thoracic Support, Swing Away, Height-Adjustable, Short Pad, 90 x 120 mm, Right	270
SEP030610	SEDEO, Lateral, Thoracic Support, Swing Away, Height-Adjustable, Short Pad, 90 x 120 mm, Left	270

### Headrest Pad

£

SEP030430	SEDEO, Headrest Pad, Small, (LxH) 240 x 150 mm (1)	70
SEP030431	SEDEO, Headrest Pad, Small, With Cover, (LxH) 240 x 150 mm (1)	80
SEP030432	SEDEO, Headrest Pad, Flexible, (LxH) 400 x 110 mm (1)	120
WHT030401	Whitmyer, Headrest Pad, Plush, (LxH) 203 x 127 mm (2)	100
WHT030402	Whitmyer, Headrest Pad, Plush, (LxH) 254 x 127 mm (2)	110
WHT030403	Whitmyer, Headrest Pad, Plush, (LxH) 356 x 127 mm (2)	120
WHT030404	Whitmyer, Headrest Pad, Adjust-A-Plush, Small, (LxH) 355 x 76 mm (2)	160
WHT030406	Whitmyer, Headrest Pad, Adjust-A-Plush, Large, (LxH) 460 mm x 127 mm (2)	180

### Headrest Mount (3)

£

SEP030433	SEDEO, Headrest Mount	100
SEP030434	SEDEO, Headrest Mount, With Quick Release	110
WHT030407	Whitmyer, Headrest Mount, LINX	120
WHT030408	Whitmyer, Headrest Mount, LINX <sup>2</sup>	120
WHT030409	Whitmyer, Headrest Mount, AXYS	100
WHT030410	Whitmyer, Headrest Mount, AXYS, Offset	110
WHT030411	Whitmyer, Headrest Mount, COBRA XTRA Flip Back	150

### Headrest Receiver

£

SEP030119	Headrest Receiver, Back Cushion Mount (4)	0
SEP030120	Headrest Receiver, Backrest Frame Mount	0

### Push Handles

£

SEP030204	Push Handles, Height-Adjustable	150
-----------	---------------------------------	-----

### Seat Rail

£

SEP020085	Seat Rail, Short, For Seat Depth 400 - 520 mm	0
SEP020069	Seat Rail, Long, For Seat Depth 460 - 560 mm (5)	0

(1) Only Use With SEDEO Headrest Mount

(2) Only Use With Whitmyer Headrest Mount

(3) Choose A Whitmyer Headrest Mount And Headrest Receiver In Case You Would Like To Add A Head Control In The Special Control Section

(4) Only With SEP030109 SEDEO PRO, Back Cushion, Profiled &amp; SEP030113 SEDEO PRO, Back Cushion, Profiled, Adjustable Straps &amp; SEP030114 SEDEO PRO, Back Cushion, Deep Contour, Passive

(5) Not With Seat Width 380 &amp; 400 mm

## Powered Seating

### Seat Cushion Type

£

#### SEDEO (See Section C)

SEP020027	SEDEO, Seat Cushion	0
-----------	---------------------	---

#### JAY (See Section D)

SEP020515	JAY, Seat Cushion	0
-----------	-------------------	---

#### Omit (Select Seat Width And Depth in Section C)

SEP020070	Omit Seat Cushion	0
-----------	-------------------	---

### C – SEDEO Seat Size

£

#### Seat Cushion Width

SW38	380 mm, For Effective Seat Width 380 mm	0
SW42	420 mm, For Effective Seat Width 380 - 420 mm	0
SW46	460 mm, For Effective Seat Width 420 - 460 mm	0
SW50	500 mm, For Effective Seat Width 460 - 500 mm	0
SW54	540 mm, For Effective Seat Width 500 - 540 mm	0
SW56	560 mm, For Effective Seat Width 520 - 560 mm	0

#### Seat Cushion Depth

SD40	400 mm, Comes With Cushion Size 460 mm	0
SD42	420 mm, Comes With Cushion Size 460 mm	0
SD44	440 mm, Comes With Cushion Size 460 mm	0
SD46	460 mm, Comes With Cushion Size 500 mm	0
SD48	480 mm, Comes With Cushion Size 500 mm	0
SD50	500 mm, Comes With Cushion Size 500 mm	0
SD52	520 mm, Comes With Cushion Size 560 mm	0
SD54	540 mm, Comes With Cushion Size 560 mm	0
SD56	560 mm, Comes With Cushion Size 560 mm	0

### C – SEDEO Seat Cushions

£

SEP020073	SEDEO, Seat Cushion, Profiled, Height 70 mm	110
SEP020075	SEDEO, Seat Cushion, Support, Height 90 mm	160
SEP020076	SEDEO, Seat Cushion, Support Memory, Height 90 mm	190
SEP020078	SEDEO, Seat Cushion, Stabilizer, Height 90 mm	210
	SEDEO, Seat Cushion, Adaptive (Choose B4Me Requirements Separately)	

### C – SEDEO Seat Cushion Cover

£

SEP020518	Seat Cushion Cover, Incontinence Protection	0
SEP020080	Seat Cushion Cover, Comfort	0

### C – SEDEO Seat Boards

£

SEP020082	SEDEO, Seat Board, Flat, Depth-Adjustable, Cushions Guide At Rear	100
SEP020083	SEDEO, Seat Pan, 50 mm, Depth-Adjustable, Cushions Guide At Rear	110
SEP020084	SEDEO, Seat Pan, 75 mm, Depth-Adjustable, Cushions Guide At Rear (2)	120

(1) Only With SEP020518 Seat Cushion Cover, Incontinence Protection, Only For NL

(2) Only For NL

## Powered Seating

### D – JAY Seat Size

£

#### Seat Cushion Width

SW40	400 mm	0
SW42	420 mm	0
SW44	440 mm	0
SW46	460 mm	0
SW48	480 mm	0
SW50	500 mm, Comes With Cushion Size 500 mm	0
SW52	520 mm, Comes With Cushion Size 500 mm	0
SW54	540 mm, Comes With Cushion Size 560 mm	0
SW56	560 mm, Comes With Cushion Size 560 mm	0

#### Seat Cushion Depth

SD40	400 mm	0
SD42	420 mm	0
SD44	440 mm	0
SD46	460 mm	0
SD48	480 mm	0
SD50	500 mm	0
SD52	520 mm	0
SD54	540 mm (1)	0
SD56	560 mm (1)	0

### D – JAY Seat Cushion

£

JAY020005	JAY Easy Fluid With Flat Base	308
JAY020003	JAY Soft Combi P	77
JAY020006	JAY Easy Visco With Flat Base	132
JAY020010	JAY Balance, Air, Single Valve, Microclimatic Cover, Until Seat Width 500 mm	503
JAY020012	JAY Balance, Air, Single Valve, Microclimatic Cover, From Seat Width 560 mm	503
JAY020014	JAY Balance, Air, Single Valve, Microclimatic Cover, With Positioning Kit, Until Seat Width 500 mm	568
JAY020016	JAY Balance, Air, Single Valve, Microclimatic Cover, With Positioning Kit, From Seat Width 560 mm	568
JAY020011	JAY Balance, Fluid, Microclimatic Cover, Until Seat Width 500 mm	468
JAY020013	JAY Balance, Fluid, Microclimatic Cover, From Seat Width 560 mm	468
JAY020015	JAY Balance, Fluid, Microclimatic Cover, With Positioning Kit, Until Seat Width 500 mm	533
JAY020017	JAY Balance, Fluid, Microclimatic Cover, With Positioning Kit, From Seat Width 560 mm	533
JAY020018	JAY Xtreme Active	506
JAY020023	JAY Leg Support Kit For The Xtreme Active (2)	39
JAY020019	JAY J2 Cushion, Until Seat Width 460 mm Or Seat Depth 480 mm	492
JAY020021	JAY J2 Cushion, From Seat Width 480 mm Or Seat Depth 500 mm	492
JAY020020	JAY J2 Cushion, Deep Contour, Until Seat Width 480 mm	525
JAY020022	JAY J2 Cushion, Deep Contour, From Seat Width 500 mm	525

### Knee & Thigh Supports

£

SEP020342	Knee Support, Lateral, 120 x 120 mm, Swing Away, Right (3)	160
SEP020341	Knee Support, Lateral, 120 x 120 mm, Swing Away, Left (3)	160
SEP020344	Thigh Support, Lateral, Small, 120 x 120 mm, Swing Away, Right (4)	200
SEP020343	Thigh Support, Lateral, Small, 120 x 120 mm, Swing Away, Left (4)	200
SEP020347	Thigh Support, Lateral, Large, 180 x 120 mm, Swing Away, Right (4)	200
SEP020346	Thigh Support, Lateral, Large, 180 x 120 mm, Swing Away, Left (4)	200

(1) Only With Seat Width 560 mm

(2) Only For Cushions With Seat Depth 420 - 500 mm

(3) Not With SEP050015-17 SEDEO PRO, Legrest, Swing Away, SEP050080 SEDEO PRO, Hanger Receivers Only, SEP090122 Transfer Bar

(4) Not With Seat To Floor Height 415 mm, Not With SEP040035 Side Guard, Wedge Shaped, Padded



## Powered Seating

### Armrest Types

		£
SEP040019	Armrest, Single Post, Flip Back (1)	0
SEP040021	Armrest, Single Post, Removable (1)	0
SEP040123	Armrest, Reclining, Flip Back	75

### Arm Pads

		£
SEP040023	Arm Pad, Integral Foam, 300 mm, Right	0
SEP040024	Arm Pad, Integral Foam, 300 mm, Left	0
SEP040025	Arm Pad, Integral Foam, 400 mm, Right	0
SEP040026	Arm Pad, Integral Foam, 400 mm, Left	0
SEP040027	Arm Pad, Integral Foam, 450 mm, Right (2)	0
SEP040028	Arm Pad, Integral Foam, 450 mm, Left (2)	0
SEP040029	Omit Arm Pad, Right	0
SEP040030	Omit Arm Pad, Left	0

### Comfort Arm Pads

SEP040204	Arm Pad, Comfort, Padded, PU Coated, 400 mm, Right	115
SEP040203	Arm Pad, Comfort, Padded, PU Coated, 400 mm, Left	115

### Hemiplegia Arm Pads

SEP040031	Arm Pad, Hemiplegia, Integral Foam, Right (3)	205
SEP040032	Arm Pad, Hemiplegia, Integral Foam, Left (4)	205

### Side Guard Pads For Armrests

		£
<b>Side Guard Pads For Armrest, Single Post, Flip Back / Removable</b>		
SEP040033	Side Guard (5)	0
SEP040034	Side Guard, Integral Foam (6)	95
SEP040035	Side Guard, Wedge Shaped, Padded (7)	200

### Side Guard Pads For Armrest, Reclining, Flip Back

SEP040036	Side Guard, Mounted On Seat Rail Bracket (8)	0
-----------	--	---

### Centre Mount Legrest

SEP050086	Centre Mount Legrest, Tool Adjustable, With Flip Up And Angle-Adjustable Footboard (9) (10)	0
-----------	---	---

### Pad Options

SEP050087	Centre Calf Support, Integral Foam	10
SEP050092	Calf Pad, Integral Foam, Pair	20

### Power Centre Mount Legrest

SEP050076	Centre Mount Legrest, Powered, 90° - 180°, 175 mm Extension (10) (11)	1100
SEP050071	Centre Mount Legrest, Powered, 90° - 180°, 175 mm Extension, Footplate To Floor (10) (11)	1300

### Footplates

SEP050072	Footplate, Dual, Height- And Angle-Adjustable, 260 x 150 mm	0
SEP050073	Footplate, Dual, Height- And Angle-Adjustable, Large, 310 x 170 mm	0

### Pad Options

SEP050075	Calf Pad, Padded, Pair	0
-----------	------------------------	---

(1) Not With Seat To Floor Height 415 mm

(2) With SEP040019 Flip Back Armrest, Seat Width +20 mm

(3) Not With SEP110052 Joystick Mount, Right, SEP090040 Tray Table, Swing Away, SEP090046

Tray Table, Half-Side, Swing Away, SEP090110 Rear View Mirror, Right

(4) Not With SEP110053 Joystick Mount, Left, SEP090040 Tray Table, Swing Away, SEP090046 Tray

Table, Half-Side, Swing Away, SEP090118 Rear View Mirror, Left

(5) Not With SEP040123 Armrest, Reclining, Flip Back

(6) Seat Width -20 mm Not With SEP040123 Armrest, Reclining, Flip Back

(7) Seat Width -80 mm, Only With SEP040021 Armrest, Single Post, Removable

(8) Only With SEP040123 Armrest, Reclining, Flip Back

(9) In Combination With Lift Or Tilt, Choose SEP050087 Centre Calf Support, Integral Foam Or

SEP050092 Calf Pad, Integral Foam, Pair

(10) Not With RWD

(11) Not With SEP110036 Remote Joystick, VR2; SEP110037 Remote Joystick, VR2, 2 Actuators &

SEP110040 Remote Joystick, VR2, 2 Actuators And Lights. In Case Of R-Net: SEP110032 Actuator

Control & Lights Module, R-Net, ISM-6L

## Powered Seating

### SEDEO PRO Swing Away Legrest

£

SEP050015	SEDEO PRO, Legrest, 70°, Swing Away	0
SEP050016	SEDEO PRO, Legrest, Manual Elevating, Swing Away	270
SEP050017	SEDEO PRO, Legrest, Power Elevating, Swing Away	500
SEP050080	SEDEO PRO, Hanger Receivers Only	0
SEP050000	Omit Legrest	0

### Footplates

SEP050088	Footplate, For Seat Width 385 - 400 mm	0
SEP050089	Footplate, For Seat Width 420 - 460 mm	0
SEP050090	Footplate, For Seat Width 480 - 520 mm	0
SEP050091	Footplate, For Seat Width 540 - 560 mm	0
SEP050081	Footplates, Coupled (1) (2)	0

### Support Options

SEP050082	Calf Support, Integral Foam, Depth-Adjustable, Pair	80
SEP050083	Calf Support, Padded, Depth-Adjustable, Pair	95
SEP050084	Heel Loop	15
SEP050085	Calf Strap (2)	0
SEP050200	Knee Pad, Integral Foam	50

### Amputee Support (3)

SEP050013	Amputee Support, Padded, Right	100
SEP050014	Amputee Support, Padded, Left	100

### Positioning Supports & Accessories

£

SEP090128	Positioning Belt, Carseat Buckle, Short, 50 mm x 1700 mm	0
SEP090129	Positioning Belt, Carseat Buckle, Long, 50 mm x 2700 mm	20
SEP090110	Rear View Mirror, Right (4)	40
SEP090118	Rear View Mirror, Left (4)	40
SEP090009	Crutch Holder (5)	50
SEP090119	Brackets For Bag On Backrest Frame (5)	25
SEP090120	Bag For Armrest (6)	80
SEP090122	Transfer Bar (7)	110
SEP030605	Abduction Pommel (8)	190

### Tray Table (Mounted Opposite Joystick)

SEP090040	Tray Table, Width-Adjustable, Swing Away	250
SEP090046	Tray Table, Half-Side, Swing Away (9)	200

### Tray Table Accessories

SEP090125	Partial Padding For Tray Table	15
SEP090126	Raised Edges, Acrylic For Tray Table	20
SEP090127	Elbow Pads, Padded, Pair For Tray Table	30

(1) Choose Also A Footplate

(2) Only For SEP050015 SEDEO PRO, Legrest, 70°, Swing Away

(3) Extra On A Set Of Swing Away Legrests, Attached Lose

(4) Not In Combination With Same Entry Side SEP090040 Tray Table, Swing Away, SEP090046 Tray Table, Half-Side, Swing Away

(5) Not With SEP030086 Powered Recline, 90° - 130°, SEP030087 Powered Recline, 90° - 150° With 100 mm Mechanical Anti-Shear

(6) Not With SEP040123 Armrest, Reclining, Flip Back

(7) Not With SEP020342/SEP020341 Knee Support, Lateral, Swing Away, Right/Left &amp; SEP050015-17 SEDEO PRO, Legrest, Swing Away &amp; SEP050080 SEDEO PRO, Hanger Receivers Only

(8) Not With (Power) Centre Mount Legrests

(9) Not With SEP090125-127 Tray Table Accessories

**Joystick / Electronics****Remote Joystick – R-Net** 

£

SEP110015	Remote Joystick, R-Net, LED, Actuators	0
SEP110016	Remote Joystick, R-Net, LED, Actuators And Lights	0
SEP110017	Remote Joystick, R-Net, Colour LCD	100
SEP110018	Remote Joystick, R-Net, Colour LCD, Heavy Duty	900
SEP110013	Remote Joystick, R-Net, High Resolution Colour LCD, Advanced, Infrared Control Included	200
SEP110023	Remote Joystick, R-Net, High Resolution Colour LCD, Advanced, Infrared And Bluetooth Control Included	350
SEP110019	Omit Remote Joystick, R-Net	0

**Joystick Mounting** 

£

SEP110050	Joystick Mounting, Fixed	0
SEP110056	Joystick Mounting, Parallel, Swing Away, Capsulated	60

**Joystick Mounting Location**

£

SEP110052	Joystick Mounting Location, Right	0
SEP110053	Joystick Mounting Location, Left	0

**Display Language Selection**

£

SEP119001	English	0
-----------	---------	---

**Joystick Knobs** (Optional)

£

SEP090505	Joystick Knob, Golf Ball, Ø 42 mm	30
SEP090506	Joystick Knob, T-Bar, 82 mm Wide	30
SEP090507	Joystick Knob, Soft Ball, Ø 70 mm	30
SEP090508	Joystick Knob, Ball, Ø 35 mm	30
SEP090045	Joystick Knob, Allround, Ball Ø 48 mm	30
SEP090509	Joystick Knob, Chin Cup, Ø 37 mm	30
SEP090512	Joystick Knob, Stick, 80 x 15 mm	30
SEP090511	Joystick Knob, Mushroom, Ø 45 mm	30

**Power Module – R-Net** 

£

SEP110004	Power Module, R-Net, 120 A	0
-----------	----------------------------	---

**Seating / Lighting Module Control – R-Net** 

£

SEP110032	Actuator Control & Lights Module, R-Net, ISM-6L	0
-----------	---	---

**Attendant Controls** 

£

SEP110021	Attendant Control, Dual	320
SEP110020	Joystick Mounted As Attendant Control (1)	195

**Attendant Mounting Location**

SEP110025	Attendant Mounting Location, Right	0
SEP110026	Attendant Mounting Location, Left	0

(1) Choose Also Remote Joystick

## Joysticks / Electronics

### Table Top Controls

£

SEP110143	Table Top Control, LCD, Centre Tray Mounted	1600
-----------	---	------

### Tray Table Mounting Location

SEP110080	Tray Table Mounting Location, Left	0
SEP110081	Tray Table Mounting Location, Right	0

### #1 Ctrl+5 Switch Box Options

£

SEP110043	#1 Ctrl+5 Switch Box With Free Assignable Functions	650
-----------	---	-----

### #1 Ctrl+5 Switch Box Mounting Location

SEP110180	#1 Ctrl+5 Switch Box Mounting Location, Behind Joystick (1)	0
SEP110181	#1 Ctrl+5 Switch Box Mounting Location, Opposite Joystick	0

### #1 Ctrl+5 Switch Type

SEP110175	#1 Ctrl+5 Switch Type With Push Buttons	0
SEP110176	#1 Ctrl+5 Switch Type With Toggle Switches	0

## Bluetooth Mouse Modules / Electronics – R-Net

£

SEP090068	Bluetooth Mouse Module, R-Net	215
SEP090141	2nd Bluetooth Mouse Module, R-Net (Android And Windows)	215
SEP090142	iOS Bluetooth Mouse Module, R-Net (Apple, iOS)	215

## Special Controls

### OMNI Input Control Module – R-Net (2)

£

SEP110101	OMNI Input Control Module, R-Net (3)	876
SEP110102	OMNI Input Control Module, R-Net, Scanning Mode	876

### OMNI Module Mount (4)

£

SEP110126	OMNI Module, Fixed Mount, Right	0
SEP110127	OMNI Module, Fixed Mount, Left	0
SEP110128	OMNI Module, Swing Away Mount, Right	60
SEP110129	OMNI Module, Swing Away Mount, Left	60

(1) Not Possible With SEP110056 Joystick Mounting, Parallel Swing Away, Capsulated (Here We Can't Swing Away)

(2) Choose OMNI Mount And Input Device in Sections Below And Choose Switches in Section E

(3) Display With Built In Infrared & Armrest Mount, Required For Specialty Input Devices

(4) If Used With Standard Joystick Selection, It Must Be Mounted Opposite Side

**Hand Control (1)**

£

**Proportional Input Devices**

SEP110301	Hand Control, Switch-It MicroGuide	2250
SEP110302	Hand Control, Switch-It MicroPilot	2500
SEP110303	Hand Control, Switch-It TouchDrive 2	3300
SEP110304	Hand Control, Switch-It VersaGuide	800
SEP110305	Hand Control, Switch-It VersaGuide EZ (2)	950
SEP110306	Hand Control, Allround Joystick	800
SEP110307	Hand Control, Allround Joystick Light (3)	950
SEP110308	Hand Control, Allround Joystick Heavy Duty	1500
SEP110309	Hand Control, Allround Joystick, R-Net Bus Enabled (4)	850
SEP110310	Hand Control, Allround Joystick Light, R-Net Bus Enabled (4)	1000
SEP110311	Hand Control, Allround Joystick Heavy Duty, R-Net Bus Enabled (4)	1600

**Hand Control Mounting Platforms**

£

SEP110342	Hand Control Mounting, Link-It To The Space Disk, Hand Tray (5)	500
-----------	---	-----

**Hand Control Mounting **

SEP110350	Hand Control Mounting, Link-It To The Armrest, Fixed	150
SEP110353	Hand Control Mounting, Link-It To The Armrest, Swing Away	250

**Hand Control Mounting Location**

SEP110362	Hand Control Mounting Location, Right	0
SEP110361	Hand Control Mounting Location, Left	0

**Head Control (6) **

£

**Proportional Input Devices**

SEP110370	Head Control, Switch-It Dual Pro, 3-Way Proportional, Facial Pads	4300
SEP110371	Head Control, Switch-It Dual Pro, 3-Way Proportional Head Array, Spot Pads	4300
SEP110372	Head Control, Switch-It RIM, 3-Way Proportional	3200

**Switched Input Devices**

SEP110401	Head Control, 3-Switch Head Array, Wings, Short, Curved	3400
SEP110402	Head Control, 3-Switch Head Array, Wings, Short, Straight	3400
SEP110403	Head Control, 3-Switch Head Array, Wings, Long, Curved	3400
SEP110404	Head Control, 3-Switch Head Array, Wings, Long, Straight	3400
SEP110405	Head Control, 4-Switch Head Array, Wings, Long, Straight	3800
SEP110406	Head Control, 5-Switch Head Array, Wings, Long, Straight	4100

(1) For Switch Selection See Section E

(2) Not With SEP090512 Joystick Knob, Stick, 80 x 15 mm, SEP090511 Joystick Knob, Mushroom, Ø 45 mm, SEP090506 Joystick Knob, T-Bar, 82 mm Wide

(3) Only Use With Default Joystick Knob Or Joystick Knob, Allround, Ball Ø 48 mm

(4) OMNI Module Not Required

(5) Only For Micro Series Joysticks

(6) For Switch Selection See Section E. Choose A Whitmyer Headrest Mount On Previous Pages

**Chin Control** 

£

**Proportional Input Devices**

SEP110470	Chin Control, Switch-It MicroGuide	2250
SEP110471	Chin Control, Switch-It MicroPilot	2500
SEP110472	Chin Control, Switch-It VersaGuide	800
SEP110473	Chin Control, Switch-It VersaGuide EZ	950
SEP110474	Chin Control, Allround Joystick	800
SEP110475	Chin Control, Allround Joystick Light	950
SEP110476	Chin Control, Allround Joystick, R-Net Bus Enabled (1)	850
SEP110477	Chin Control, Allround Joystick Light, R-Net Bus Enabled (1)	1000

**Chin Control Mounting** 

SEP110480	Chin Control Mounting, Link-It To Chin Harness, Small (2)	450
SEP110481	Chin Control Mounting, Link-It To Chin Harness, Large (2)	500
SEP110483	Chin Control Mounting, Link-It To Manual Chin Boom, Backrest Mount, Right	400
SEP110484	Chin Control Mounting, Link-It To Manual Chin Boom, Backrest Mount, Left	400
SEP110485	Chin Control Mounting, Link-It To Power Chin Boom, Backrest Mount, Right	2000
SEP110486	Chin Control Mounting, Link-It To Power Chin Boom, Backrest Mount, Left	2000
SEP110487	Chin Control Mounting, Link-It To Headrest, Swing Away, Left	350
SEP110488	Chin Control Mounting, Link-It To Headrest, Swing Away, Right	350

**Link-It Extension Kit**

SEP110590	Link-It Extension Kit, Base Module, 100 mm Extension Tube, 5 Cable Clips	120
SEP110591	Link-It Extension Kit, Base Module, 150 mm Extension Tube, 5 Cable Clips	150

**Sip 'N Puff** (3)

£

SEP110510	Sip 'N Puff With Link-It Hardware, Swing Away Mount To The Headrest (4)	500
-----------	---	-----

(1) OMNI Module Not Required

(2) If Switches Required Only Allround Joystick With Satellite Switches Available

(3) For Switch Selection See Section E

(4) Headrest To Be Selected

## Special Controls

### E – Switches (1)

£

SEP110520	Buddy Button – Black	87
SEP110521	Buddy Button – Red	87
SEP110522	Buddy Button – Green	87
SEP110523	Egg Switch – Black	95
SEP110524	MicroLite Switch – Black	140
SEP110526	Piko Button – Black	87
SEP110527	Piko Button – Blue	87
SEP110528	Piko Button – Green	87
SEP110529	Piko Button – Red	87
SEP110530	Piko Button – Yellow	87
SEP110534	Twister Switch – Black	140
SEP110535	Twister Switch – Green	140
SEP110536	Twister Switch – Red	140

### Switch Mounting

SEP110560	Switch Mounting, Link-It To The Hand Control (2)	150
SEP110566	Switch Mounting, Link-It To The Armrest (Opposite Side As The Hand Control) (3)	150
SEP110561	Switch Mounting, Link-It To The Headrest	200
SEP110563	Switch Mounting, Link-It To The Seat Rail (4)	150
SEP110565	Switch Mounting, Link-It To Chin Boom (5)	150
SEP110569	Omit Switch Mounting (6)	0

### Switch Mounting Location

SEP110572	Switch Mounting Location, Right	0
SEP110571	Switch Mounting Location, Left	0

### Satellite Switches (7)

SEP110537	Satellite Switch – Black	150
SEP110538	Satellite Switch – Green	150
SEP110539	Satellite Switch – Red	150

### Multi-Function Switches (8)

SEP110550	Mini 2 Button (Stereo Plug) (9)	275
SEP110551	Mini 2 Button (Dual Mono Plug) (9)	275
SEP110552	Mini 4 Button InLine (DB9 Connector) (9)	460
SEP110554	4-Way Toggle Switched Joystick	460

### Accessories

SEP110580	Mono Extension Cable (3.5 mm Jack Socket) (2 m)	100
SEP110581	Stereo Extension Cable (3.5 mm Jack Socket) (2 m)	130
SEP110582	Extension Cable DB9 (1 m)	120
SEP110583	Y-Cable, 2 Female Mono To 1 Male Stereo	150

## Safety Devices

£

SEP090147	Remote Stop Switch (30 m Activation Range, Fit Via OBC Port) (10)	700
-----------	---	-----

(1) Select 1 Or 2 Switches And Mounting Positions Accordingly. Single Function For Special Input Devices

(2) Not With HD Allround Joystick Or Space Disk Mount

(3) Armrest Rail Mount

(4) Knee, If 2 Switches Selected Only Left And Right Mount

(5) No Left / Right Switch Selection Required

(6) Switches Attached Lose

(7) Only For Allround Joystick, Maximum 2 Selectable


(8) Used In Combination With Assignable Button Programming

(9) Attached Lose, When Ordered. No Link-It Fixation Possible

(10) Not With VR2

**Drive Wheels & Castor Wheels & Mudguards & Kerb Climber**

◀ BACK



// SEP070069



// SEP080213



// SEP010007



// SEP010008



// SEP90038

**LED Lights & Chargers**

◀ BACK



// SEP110209



// SEP110209



// SEP160101



// SEP160104

**SEDEO PRO Back Cushions & Interfaces**

◀ BACK



// SEP030109



// SEP030113



// SEP030114



// SEP030115



// SEP030116



// SEP030117



Headrest Pads & Headrest Mounts

◀ BACK



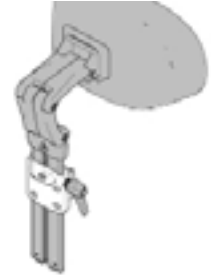
// SEP030430 & SEP030431



// WHT030401-WH030403



// WHT030404-WHT030406



// SEP030433



// WHT030408



// WHT030409

SEDEO Seat Cushions

◀ BACK



// SEP020073



// SEP020078



// SEP020075



// SEP020076

**JAY Seat Cushion**

◀ **BACK**



// JAY020005



// JAY020003



// JAY020006



// JAY020010



// JAY020011



// JAY020018



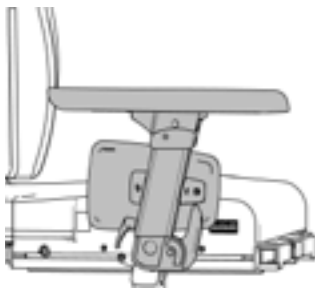
// JAY020019



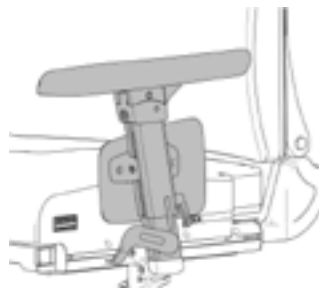
// JAY020020

**Armrest Types & Arm Pads**

◀ **BACK**



// SEP040019



// SEP040021



// SEP040123



// SEP040203 & SEP040204



// SEP040023



// SEP040027

**Power Centre Mount Legrest & Centre Mount Legrest**

◀ **BACK**



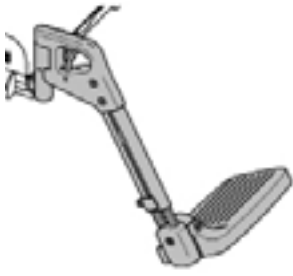
// SEP050076 & SEP050071



// SEP050086

**SEDEO PRO Swing Away Legrest & Support Options**

◀ BACK



// SEP050015



// SEP050016



// SEP050082

**Remote Joystick – R-Net & Joystick Mounting**

◀ BACK



// SEP110017



// SEP110013



// SEP110018



// SEP110056

**Remote Joystick – VR2**

◀ BACK



// SEP110036



// SEP110037

**Joystick Knobs**

◀ BACK



// SEP090505



// SEP090045



// SEP090507



// SEP090508



// SEP090509



// SEP090512



// SEP090511



// SEP090506

**Electronic Programmers – VR2**

◀ BACK



// SEP090063

**Electronic Programmers – R-Net**

◀ BACK



// SEP090066



// SEP090064

**Power Modules – Seating / Lighting Module Control – R-Net**

◀ BACK



// SEP110004

**Attendant Controls**

◀ BACK



// SEP110021

**#1 Ctrl+5- Switch Box Options & OMNI Input Control Module – R-Net**

◀ BACK



// SEP110175



// SEP110176



// SEP090068



// SEP110101

**Head Control**

◀ **BACK**



// SEP110401 - SEP110406



// SEP110370 // SEP110371

**Chin Control & Hand Control**

◀ **BACK**



// SEP110470 // SEP110301



// SEP110471 // SEP110302



// SEP110472 // SEP110473  
// SEP110304 // SEP110305



// SEP110306 - SEP110309  
// SEP110474 - SEP110477



// SEP110475 // SEP110477  
// SEP110307 // SEP110310

**Table Top Controls**

◀ **BACK**



// SEP110143

Switches

◀ BACK



// SEP110521



// SEP110523



// SEP110524



// SEP110526 - QPP110530



// SEP110537 - QPP110539



// SEP110534 - QPP110536



// SEP110551



// SEP110552

Switch Mounting

◀ BACK



// SEP110526 // SEP110566



// SEP110566 // SEP110526  
// SEP110529



// SEP110560 // SEP110572  
// SEP110013 // SEP110056  
// SEP110529 // SEP110526



// SEP110563



**Hand Control Mounting**

◀ BACK



// SEP110353 // SEP110302  
// SEP110362



// SEP110353 // SEP110302  
// SEP110362 // SEP110342



// SEP110302



// SEP110353 // SEP110361  
// SEP110524 // SEP110526  
// SEP110560



// SEP110353 // SEP110306  
// SEP110362 // SEP110538  
// SEP110539

**Chin Control Mounting**

◀ BACK



// SEP110480 // SEP110481  
// SEP110470 // SEP110471



// SEP110483 // SEP110484



// SEP110483 // SEP110484



// SEP110485 // SEP110486



// SEP110485 // SEP110474



// SEP110487 // SEP110471  
// SEP110526 // SEP110529  
// SEP110561 // SEP110572  
// SEP110571



// SEP110487 // SEP110474

## Comments For Customisations



## Q700 M/F/R with SEDEO PRO

£

<b>Base Price</b>	
Total Of Additional Equipment	
Packaging And Transport	
Exclusive VAT	
VAT	
<b>Total Price</b>	

Date

Signature

Day      Month      Year

**Sunrise Medical**

Thorns Road, Brierley Hill, West Midland  
DY5 2LD

Phone: +44 (0) 845 605 66 88

Fax: +44 (0) 845 605 66 89

E-Mail: [enquiries@sunmed.co.uk](mailto:enquiries@sunmed.co.uk)[www.SunriseMedical.co.uk](http://www.SunriseMedical.co.uk)