

Classical Math 3

Lesson 1

Name _____

Date _____

- Start with 0 and count by 2's to 50. Check the box when you are finished.
- Start with 0 and count by 5's to 100. Check the box when you are finished.
- Start with 0 and count by 10's to 200. Check the box when you are finished.
- Recite the **Place Value Sound-Off**. Check the box when you are finished.

- Read the words and write the number. Use commas. Then write the correct digit next to each place value.

four thousand, five hundred twenty-eight = _____

__4__ thousands + __5__ hundreds + __2__ tens + __8__ ones

five thousand, three hundred six = _____

_____ thousands + _____ hundreds + _____ tens + _____ ones

three thousand, forty-seven = _____

_____ thousands + _____ hundreds + _____ tens + _____ ones

- Find the sum for the column of addends using the "Running Total Chant." Say the first number, say the sum of it and the next number, and keep going until you say the final sum. The first one is "4,5,11." Write it.

4	7	1	9	2	8
1	1	8	7	4	3
+ 6	+ 2	+ 5	+ 7	+ 4	+ 3
-----	-----	-----	-----	-----	-----
<input style="width: 50px; height: 20px;" type="text"/>	<input style="width: 50px; height: 20px;" type="text"/>	<input style="width: 50px; height: 20px;" type="text"/>	<input style="width: 50px; height: 20px;" type="text"/>	<input style="width: 50px; height: 20px;" type="text"/>	<input style="width: 50px; height: 20px;" type="text"/>

1	6	2	6	9	4
9	3	4	6	9	4
+ 2	+ 0	+ 1	+ 4	+ 6	+ 3
-----	-----	-----	-----	-----	-----
<input style="width: 50px; height: 20px;" type="text"/>	<input style="width: 50px; height: 20px;" type="text"/>	<input style="width: 50px; height: 20px;" type="text"/>	<input style="width: 50px; height: 20px;" type="text"/>	<input style="width: 50px; height: 20px;" type="text"/>	<input style="width: 50px; height: 20px;" type="text"/>

Classical Math 3
Lesson 1B

Name _____
Date _____

1. Count by 2's. Start with 0 and write the numbers.

2. Count by 10's. Start with 0 and write the numbers.

3. Read the words and write the number. Use commas. Then write the correct digit next to each place value.

seven hundred ninety-one = _____

 7 hundreds + 9 tens + 1 ones

eight thousand, four hundred ninety-two = _____

_____ thousands + _____ hundreds + _____ tens + _____ ones

one thousand, two hundred seventy-one = _____

_____ thousands + _____ hundreds + _____ tens + _____ ones

4. Find the sum for the column of addends using the "Running Total Chant." Say the first number, say the sum of it and the next number, and keep going until you say the final sum. The first one is "6,9,14." Write it.

6	0	3	5	4	5
3	8	7	2	6	4
+ 5	+ 1	+ 9	+ 8	+ 0	+ 6
┌───┐	┌───┐	┌───┐	┌───┐	┌───┐	┌───┐

4	9	8	1	3	9
+ 4	+ 5	+ 8	+ 5	+ 3	+ 2
┌───┐	┌───┐	┌───┐	┌───┐	┌───┐	┌───┐

Classical Math 3
Lesson 2

Name _____
Date _____

1. Start with 0 and count by 2's to 50. Check the box when you are finished.
2. Start with 0 and count by 5's to 100. Check the box when you are finished.
3. Start with 0 and count by 10's to 200. Check the box when you are finished.
4. Recite the **Place Value Sound-Off**. Check the box when you are finished.

-
1. Write the ordinal numbers from 1 to 13.

2. Read the words and write the number. Use commas. Then write the correct digit next to each place value.

two hundred eighty-four = _____

_____ hundreds + _____ tens + _____ ones

3. Find the missing addends.

_____ + 5 = 12 _____ + 6 = 15 9 = 2 + _____ 16 = 7 + _____

_____ + 6 = 12 _____ + 7 = 15 9 = 0 + _____ 16 = 6 + _____

_____ + 6 = 10 _____ + 7 = 14 13 = 9 + _____ 11 = 5 + _____

_____ + 8 = 10 _____ + 4 = 14 13 = 5 + _____ 11 = 2 + _____

4. Find the sum for the column of addends using the "Running Total Chant." Say the first number, say the sum of it and the next number, and keep going until you say the final sum. The first one is "3,5,8." Write it.

3	2	8	1	7	6
2	2	9	8	5	0
+ 3	+ 2	+ 0	+ 1	+ 5	+ 9
-----	-----	-----	-----	-----	-----
<input style="width: 50px; height: 20px;" type="text"/>	<input style="width: 50px; height: 20px;" type="text"/>	<input style="width: 50px; height: 20px;" type="text"/>	<input style="width: 50px; height: 20px;" type="text"/>	<input style="width: 50px; height: 20px;" type="text"/>	<input style="width: 50px; height: 20px;" type="text"/>

Classical Math 3
Lesson 2B

Name _____
Date _____

1. Count by 2's. Start with 0 and write the numbers.

2. Count by 5's. Start with 0 and write the numbers.

3. Read the words and write the number. Use commas. Then write the correct digit next to each place value.

one hundred thirty-five = _____

_____ hundreds + _____ tens + _____ ones

seven thousand, six hundred forty-nine = _____

_____ thousands + _____ hundreds + _____ tens + _____ ones

4. Find the missing addends.

_____ + 9 = 12 _____ + 1 = 15 9 = 6 + _____ 16 = 2 + _____

_____ + 4 = 12 _____ + 5 = 15 9 = 4 + _____ 16 = 8 + _____

5. Find the sum for the column of addends using the "Running Total Chant." Say the first number, say the sum of it and the next number, and keep going until you say the final sum. The first one is "4,9,13." Write it.

4	6	5	3	0	8
5	6	1	5	5	2
+ 4	+ 1	+ 3	+ 2	+ 6	+ 6
┌───┐	┌───┐	┌───┐	┌───┐	┌───┐	┌───┐

6. Write the ordinal numbers from 1 to 13.

Classical Math 3



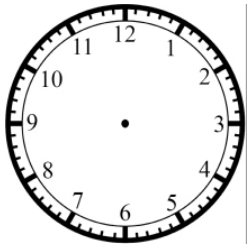
Lesson 3

Name _____
Date _____

- Start with 0 and count by 2's to 30 and then back to 0. Check the box when you are finished.
- Start with 0 and count by 5's to 100 and then back to 0. Check the box when you are finished.
- Start with 0 and count by 10's to 200 and then back to 0. Check the box when you are finished.
- Recite the **Place Value Sound-Off**. Check the box when you are finished.

To read a clock, the hour hand uses the numbers shown on the clock. The minute hand counts by 5's using the numbers on the clock. There are 60 minutes in an hour. You can count 60 tick marks around a clock.

- On the first clock start with 0 at the number 12 and count by 5's around the clock using the numbers. If the minute hand is on the 12, the time is zero minutes for that hour. Separate the hour digit from the minutes' digit with a ":" when you write the time.
- Draw 4:00 on the 1st clock.



- What time is on each clock? _____
- Write the numbers that come before and after.
 _____ 293 _____ _____ 400 _____ _____ 99 _____ _____ 999 _____

- Fill in the blank with = or \neq to compare the two numbers.

8,307 _____ eight thousand, thirty-seven

1,217 _____ one thousand, two hundred seventy

- Find the sum using the "Running Total Chant."

$$\begin{array}{r} 5 \\ 5 \\ + 5 \\ \hline \square \end{array}$$

$$\begin{array}{r} 9 \\ 0 \\ + 1 \\ \hline \square \end{array}$$

$$\begin{array}{r} 3 \\ 7 \\ + 3 \\ \hline \square \end{array}$$

$$\begin{array}{r} 4 \\ 3 \\ 1 \\ + 7 \\ \hline \square \end{array}$$

$$\begin{array}{r} 8 \\ 5 \\ 3 \\ + 1 \\ \hline \square \end{array}$$

$$\begin{array}{r} 5 \\ 7 \\ 4 \\ + 4 \\ \hline \square \end{array}$$

Classical Math 3

Lesson 3B

Name _____




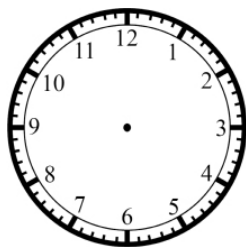
Date _____

1. Count backwards by 2's. Start with 24 and write the numbers backwards from the left side to the right side.

2. Count backwards by 5's. Start with 60 and write the numbers.

To read a clock, the hour hand uses the numbers shown on the clock. The minute hand counts by 5's using the numbers on the clock. "Minute – long word, long hand! Hour – short word, short hand!"

3. Draw 9:00 on the 1st clock.



4. What time is on each clock? _____

5. Write the numbers that come before and after.

_____ 74 _____

_____ 100 _____

_____ 1,000 _____

_____ 810 _____

_____ 19 _____

_____ 601 _____

_____ 899 _____

_____ 500 _____

6. Fill in the blank with = or \neq to compare the two numbers.

4,050 _____ four thousand, six hundred fifty

3,486 _____ three thousand, four hundred eighty-six

7. Find the sum using the "Running Total Chant."

$$\begin{array}{r} 8 \\ 4 \\ + 2 \\ \hline \square \end{array}$$

$$\begin{array}{r} 2 \\ 3 \\ + 9 \\ \hline \square \end{array}$$

$$\begin{array}{r} 6 \\ 8 \\ + 6 \\ \hline \square \end{array}$$

$$\begin{array}{r} 1 \\ 2 \\ 4 \\ + 3 \\ \hline \square \end{array}$$

$$\begin{array}{r} 3 \\ 1 \\ 2 \\ + 9 \\ \hline \square \end{array}$$

$$\begin{array}{r} 6 \\ 3 \\ 7 \\ + 5 \\ \hline \square \end{array}$$