
Logos Cursive

Book 1: The Alphabet

B.J. JORDAN



Logos Press

AN IMPRINT OF CANON PRESS | MOSCOW, IDAHO

Schedule

Dear Teacher,

Welcome to *Logos Cursive, Book 1: The Alphabet*. This schedule will help you teach your second graders cursive over the course of a semester.

WEEK	ASSIGNMENT
1	Printing Review 1–5
2	Printing Review 6–10
3	Exercises 1–5
4	Exercises 6–10
5	Exercises 11–15
6	Exercises 16–20
7	Exercises 21–25
8	Exercises 26–30
9	Exercises 31–35
10	Exercises 36–40
11	Exercises 41–45
12	Exercises 46–50
13	Exercises 51–55
14	Exercises 56–60
15	Exercises 61–65
16	Exercises 66–70

Name: _____

Let's review printed letters. Copy the letter at the beginning of each line. Use the blank lines for extra practice.

A

a

B

b

C

c

Name: _____

Let's review printed letters. Copy the letter at the beginning of each line. Use the blank lines for extra practice.

D

d

E

e

F

f

Name: _____

Copy the sentences.

Pack my red box with five
dozen quality jugs.

Zeb's happy cow gave quarts
of jinxed milk.

Name: _____


Start each 1 at the bottom, and trace the dotted line.



Now make a whole row.



Let's try two linked together.



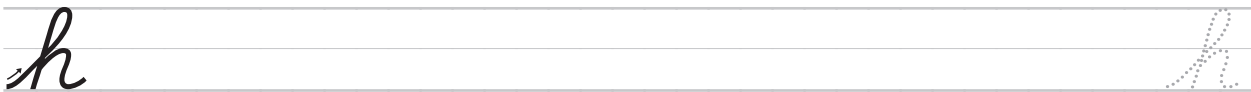
ladder

Name: _____


Start each **h** at the bottom, and trace the dotted line.



Now make a whole row.



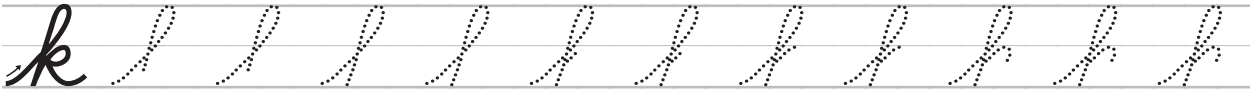
Let's try linking letters together.



hand

Name: _____

Start each **k** at the bottom, and trace the dotted line.



Now make a whole row.



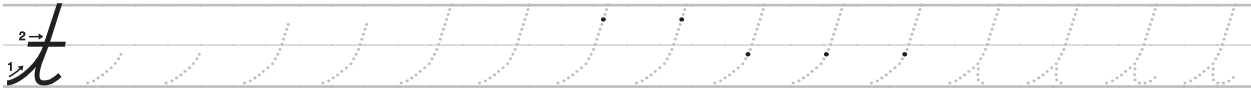
Let's try linking letters together.



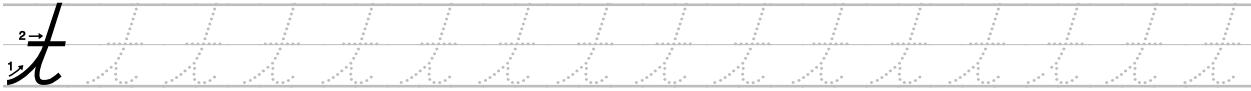
kangaroo

Name: _____


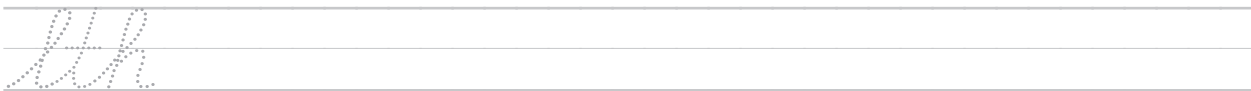
Start each **t** at the bottom, and trace the dotted line. When you get to the top, trace back down to the big dot.




Next, lift your pencil and make the cross bar.



When you link a **t**, write all the letters, and then add the cross bar.



teapot



Name: _____

Start each **i** at the bottom, and trace the dotted line.



Always add the dot last.



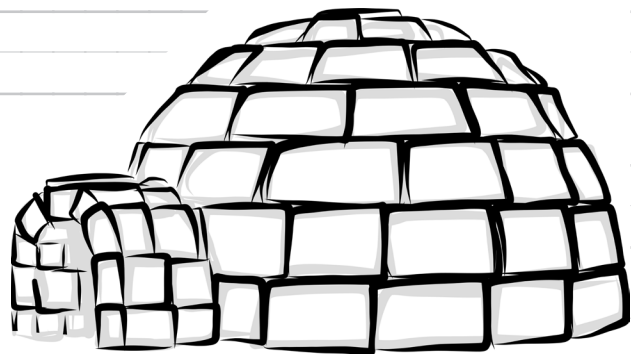
Now make a whole row.



Dotting an **i** is like crossing a **t**. Link all of the letters, and then add the dot.



You now know enough letters to write real words in cursive. Trace each word, and then write it by yourself.



igloo

Name: _____

Start each **u** at the bottom, and trace the dotted line.

u u u u u u u u u u

u u u u u u u u u u u u u u u u

Now make a whole row.

u u

Link letters and write whole words.

uu uu uu uu uu uu uu uu

ut ut ut ut ut ut ut ut

hut hut hut hut hut

hulk hulk

hulk hulk hulk

tutu tutu tutu



utensils

Name: _____

Trace and then neatly copy.

Fruit of the Spirit

love

joy

peace

patience

kindness

goodness

faithfulness

gentleness

self-control

Name: _____

Trace and then neatly copy.

But the fruit of the

Spirit is love, joy, peace,

patience, kindness,

goodness, faithfulness,

gentleness, self-control;