

Beginning with God at Christmas

How to use this book	2
True stories from the New Testament*.....	5
How to pray with your child	22
Tasty new words	22
Meet the rest of the family	24

* The stories in this book are taken from *Beginning with God* (Book 1 and Book 2). Further details about the *Beginning with God* series can be found on page 23.

Beginning with God at Christmas

© The Good Book Company 2010

Author: Jo Boddam-Whetham

Series Editor: Alison Mitchell

Design: André Parker

ISBN: 9781907377242

The Good Book Company

Tel: 0845 225 0880

International: +44 (0) 208 942 0880

Email: admin@thegoodbook.co.uk

Printed in India


the good book
COMPANY

Websites:

UK: www.thegoodbook.co.uk

N America: www.thegoodbook.com

Australia: www.thegoodbook.com.au

New Zealand: www.thegoodbook.co.nz

Welcome to "Beginner's Bible"

Beginning with God helps parents with young children to explore the Bible with their child. It provides a simple way to start your child in a regular habit of reading God's Word, which will hopefully stay with them for life. Our hope is that as your child explores the Bible, they will come to know the God who loves them.

Each day is based on one short Bible story:

The main course:

- the main meal, all on one plate! Read the Bible story, ask a few questions and pray together. Each meal ends with sticking today's colourful sticker onto the page.

A picture to colour:

- after the main meal, your child may like to colour in the picture on the right-hand page. This is a copy of the sticker and is based on that day's story. As they colour the picture, you might like to talk about it to help your child remember the story they've just read.

The main course

1 Opening prayer

A time to thank God for the Bible and ask for His help as you read it.

2 Read the story

Page numbers are given for *The Beginner's Bible*. Many of the stories can be found in other infant and toddler Bibles as well.

3 State the truth

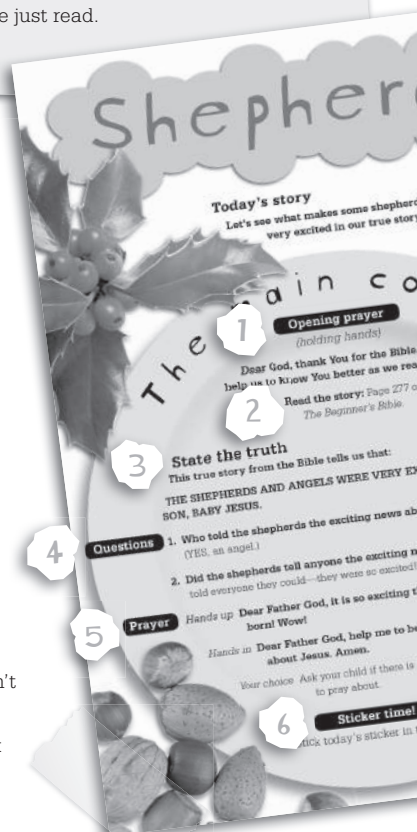
There is a statement to read at the end of each story. This is for you to read aloud to highlight what you and your child have learned about our wonderful God.

4 Questions

Read out the questions. Make them harder or easier if necessary and do answer them yourself if your child can't answer or is struggling to concentrate. The main aim is not for them to be able to recite answers, but to go back over what has been learned.

5 Prayer

Each page gives prayer ideas, using actions to help your child understand. See page 22 for more ideas to help your child to talk to their loving Father God.



Beginning with God at Christmas"



Luke 2
v 8-20

Angels visit

Angels and angels
story from the Bible!

course

Bible. Please
read it. Amen.

27 of
lo.

Y EXCITED ABOUT GOD'S

s about Jesus? Was it an angel?

ng news about Jesus? (YES) They
eadly

ng that Your Son, Jesus, was

to be excited and tell people

is anything they would like

me!
r in the cup.


Here's a copy of today's
sticker for you to colour in.


Tasty new word

Occasionally this symbol may pop up. It will appear if there is a key Bible word you could teach to your child from this passage. You will find a simple explanation of the word on page 22.

6 Sticker Time!

After each story, there is a colourful picture to stick to the page.





Dear Parents,


We hope this book will help you and your child to explore the Bible together. Along the way you will read about the very first Christmas and also some of the wonderful things done by God's perfect Son, Jesus.

Most of all, we hope that reading God's special book, the Bible, will help your child to know God, who loves them.

In today's culture so much pressure is put on us to feed our children well. We pray that this material will help those of us with pre-schoolers to nourish them with the Word of God.

Jo Alison

Jo Boddam-Whetham—Mother of pre-schoolers
Alison Mitchell—Children's Editor



True stories from the New Testament

An angel visits Mary	6
Baby Jesus is born	8
Shepherds visit	10
Simeon and Anna meet baby Jesus	12
The bright star and three visitors	14
An angry king	16
Jesus calms the storm	18
Jesus walks on water	20



An angel visits

Today's story

Let's see who has a visitor in our true story from the Bible!

The main course

Opening prayer

(holding hands)

Dear God, thank You for the Bible. Please help us to know You better as we read it. Amen.

Read the story: Page 266 of
The Beginner's Bible.

State the truth

This true story from the Bible tells us that:

GOD TOLD MARY THAT SHE WOULD HAVE GOD'S SON, JESUS.

Questions

1. **Who visited Mary?** (AN ANGEL) Do use a picture from your Bible as a prompt. **Yes, an angel came and told her she would have a baby boy. God's Son! His name would be Jesus.** This could be asked as a question for older children: **What did the angel tell Mary to name her special baby?** (JESUS)
2. **Did Mary do what God told her?** (YES)

Prayer

Hands up Dear Father God, You sent an angel to tell Mary about Jesus. Wow!

Hands in Dear Father God, help me to be happy with what You tell me, like Mary. Amen.

Your choice Ask your child if there is anything they would like to pray about.


Sticker time!

Stick today's sticker in the cup.



Mary

Luke 1
v 26-38



Here's a copy of today's
sticker for you to colour in.



Baby Jesus is



The main course

Today's story

Let's see where Mary put baby Jesus in our true story from the Bible!

Opening prayer

(holding hands)

Dear God, thank You for the Bible. Please help us to know You better as we read it. Amen.

Read the story: Page 271 of
The Beginner's Bible.

Consider reading this true story in your garage or shed if you have one. This will make the story more dramatic—but you may decide it's too distracting for your child! Use the pictures to show that a manger is the box for the animal food.

State the truth

This true story from the Bible tells us that:

JESUS, GOD'S SON, WAS LAID IN A MANGER.

Questions

1. Were there lots of places for Joseph and Mary to stay in Bethlehem or was it very full? (IT WAS VERY FULL)
2. Did Mary have a nice crib to lay baby Jesus in? (NO—just a manger where the animals normally ate.)

Prayer

Hands up Dear Father God, Your Son, Jesus, was laid in a manger.
Wow!

Hands in Dear Father God, thank You that Jesus was born.
Amen.



Your choice Ask your child if there is anything they would like to pray about.

Sticker time!

Stick today's sticker in the cup.

Luke 2 v 1-7

born



Here's a copy of today's sticker for you to colour in.

