

# WHERE FAITH GROWS

LEVEL  
TWO



MASTERBOOKS®  
— CURRICULUM —





# MASTER BOOKS CURRICULUM

**Author:**

Jessica McCullar

**Master Books**

**Creative Team:**

**Editor:** Willow Meek and  
Craig Froman

**Design:** Jennifer Bauer

**Cover Design:**

Diana Bogardus

**Copy Editors:**

Judy Lewis  
Willow Meek

**Curriculum Review:**

Kristen Pratt  
Laura Welch  
Diana Bogardus

*Permission is granted for copies of reproducible pages from this text to be made for use with immediate family members living in the same household. However, no part of this book may be reproduced, copied, broadcast, stored, or shared in any form beyond this use. Permission for any other use of the material must be requested by email from the publisher at [info@nlpg.com](mailto:info@nlpg.com).*

First printing: December 2022

Copyright © 2022 by Jessica McCullar and Master Books®. All rights reserved. No part of this book may be reproduced, copied, broadcast, stored, or shared in any form whatsoever without written permission from the publisher, except in the case of brief quotations in articles and reviews. Permission for any other use of the material must be requested by email from the publisher at [info@nlpg.com](mailto:info@nlpg.com).

For information write:

Master Books, P.O. Box 726, Green Forest, AR 72638  
Master Books® is a division of the New Leaf Publishing Group, Inc.

ISBN: 978-1-68344-304-9

ISBN: 978-1-61458-815-3 (digital)

Unless otherwise noted, Scripture is from the New American Standard Bible®, Copyright © 1995 by The Lockman Foundation. All rights reserved.

Where marked NIRV, Copyright © 1995, 1996, 1998, 2014 by Biblica, Inc.®. Used by permission. All rights reserved worldwide.

### Printed in the United States of America

Please visit our website for other great titles:  
[www.masterbooks.com](http://www.masterbooks.com)



**Jessica McCullar** is a homeschool graduate who now homeschools her children. She taught at a private school for several years before God opened a door allowing her to stay home with her young children. Jessica works for Master Books as the Customer Experience Manager where she offers support to thousands of homeschoolers every day.

She and her husband, Jimmy, have six children and enjoy living in sunny Florida. They are intentional about raising disciples and ministering to those around them.



Watch your child's faith grow as you work through the course, observing the plants grow!







## COURSE DESCRIPTION

In this course, a single attribute of God is covered alongside a character trait every four weeks. It takes complex characteristics of God and breaks them down in a way that a young child can understand. Children will be learning to apply godly character traits in their lives through simple activities and hands-on ideas. The teacher will be guiding the student's faith journey through reading aloud, discussion prompts, memorization, and assignments.

Lessons are designed to last 15 - 30 minutes, three to four days per week, for 36 weeks.

## COURSE OBJECTIVES

Students working through this course will:

-  Learn character traits and how to utilize them in his or her life
-  Understand various attributes of God's character
-  Develop a basic understanding of the biblical timeline, including the difference between the Old and New Testaments
-  Discuss biblical truths through focused conversations
-  Examine different types of prayer and work to create their own prayer journal
-  Demonstrate additional skills in using his or her Bible

## TABLE OF CONTENTS

Where Does Faith Grow? .....	4
Understanding This Course .....	6
Scope and Sequence .....	10
Suggested Course Schedule .....	11
Worksheets .....	17
Complete Supply List .....	301
Complete Hymn List.....	303
Acts Prayer Model .....	305
Prayer Journal.....	307
Mr. Luke's Challenge.....	347
God Puzzle.....	349
Enrichment: Growing in Skills .....	351
Time in the Truth Timeline .....	394
Answer Key.....	397

# WHERE DOES FAITH GROW?

## FAITH GROWS AT HOME!

All people are disciples. Disciples are simply followers of someone leading. The real question is: Who is doing the discipling in your child's life? According to Deuteronomy 6 (along with many other portions of Scripture), you have been called to do the discipling. This chapter is such an important part of the Bible for us as parents. The LORD makes it clear — we are to diligently teach our children how to love Him. We are to talk of Him and His commands when we are sitting, walking, lying down, and rising. When our children ask us questions about our faith, He wants us to share the testimony of His goodness in our own lives. This doesn't naturally happen on its own; discipleship is intentional. When we look at the life of Jesus, we can see that God's model of training is discipleship. Jesus didn't hand a book to 12 men and walk away. He lived with them, ate with them, taught them, and experienced life with them. He was there for the highs and the lows and continued to point everything back to the Kingdom of God. In Matthew 16:5–12, the disciples realized they had forgotten bread to eat. In this very down-to-earth moment, Jesus decided it was time to teach an important spiritual lesson to them that had nothing to do with filling their physical stomachs. Discipling was at the top of Jesus' agenda.

This is the heart of the *Where Faith Grows* series.

I'm a second-generation homeschooler, and I grew up in a strong Christian home, attending church multiple times a week. Sadly, so many of the peers I attended church with have since walked away from the faith. This is a heart-wrenching fact that has played itself out countless times in the lives of church-attending teenagers becoming adults. According to the American Worldview Inventory 2020, conducted by the Cultural Research Center at Arizona Christian University, only 6% of American adults today have a biblical worldview. While this is shocking, it is even more shocking to discover that only 5% of those aged 37–55 possess a biblical worldview and, even worse, only 2% of Americans aged 18–36. In the mid-1990s, approximately 12% of American adults possessed a biblical worldview. Why the sharp decline? Where is the disconnect? Dr. George Barna commented on the results of the American Worldview Inventory 2020 that this is a dire warning sign and dramatic changes are necessary. He has advised parents of the youngest generation (those born after 2002) to evaluate and take any necessary steps to shape the worldview of their children. According to Barna, this evaluation should include the investment parents are making in a child's life (morally, spiritually, emotionally, and in regard to character, values, etc.). He says that his decades of worldview research indicate that worldview is established between the ages of 15 months and 13 years.

### Research Cited:

[https://www.arizonachristian.edu/wp-content/uploads/2020/10/CRC\\_AWVI2020\\_Release10\\_Digital\\_03\\_20200922.pdf](https://www.arizonachristian.edu/wp-content/uploads/2020/10/CRC_AWVI2020_Release10_Digital_03_20200922.pdf)

[https://www.arizonachristian.edu/wp-content/uploads/2020/11/CRC\\_AWVI-2020\\_Release12\\_Restoring-America-by-Reframing-Its-Worldview.pdf](https://www.arizonachristian.edu/wp-content/uploads/2020/11/CRC_AWVI-2020_Release12_Restoring-America-by-Reframing-Its-Worldview.pdf)



# YOU ARE CALLED TO DISCIPLE YOUR CHILD!

We have depended too long on the local church to disciple our children. The local church is absolutely necessary and beneficial to our faith, but the main responsibility of the discipleship of children falls on parents. We have a short window of opportunity to pour into our children the foundational truths of our faith. As children mature into adults and their brains develop, learning new things becomes more difficult. This is a challenge that Jesus understood when He said for an adult to enter the Kingdom of Heaven, he has to become like a child (Matthew 18:3). Children have great faith! This is the time when they are impressionable; this is when we must make “the most of [our] time, because the days are evil” (Ephesians 5:16).

Once you understand your calling, it’s time to get intentional. *Where Faith Grows* becomes a tool in your hand as you lead your child into all God has for them. You don’t need another activity book, you need the tools to be successful in implementing a pattern of discipleship. *Level 2* works to continue building on what was covered in *Level 1*. The purpose of both of these levels is to set a strong foundation in understanding who God is and how He works in our lives. Within *Level 2*, you will also see an introduction to basic Bible skills and keeping a prayer journal. As you work through this course and allow discipleship to become a part of your everyday life, remember these words of God in Isaiah 54:13–17:

*“All your sons will be taught of the LORD;  
And the well-being of your sons will be great.  
In righteousness you will be established;  
You will be far from oppression, for you will not fear;  
And from terror, for it will not come near you.  
If anyone fiercely assails you it will not be from Me.  
Whoever attacks you will fall because of you.  
Behold, I Myself have created the smith who blows the fire of coals  
And produces a weapon for its work;  
And I have created the destroyer to inflict ruin.  
No weapon that is formed against you will succeed;  
And you will condemn every tongue that accuses you in judgment.  
This is the heritage of the servants of the LORD,  
And their vindication is from Me,” declares the LORD.*

In Christ,



## UNDERSTANDING THIS COURSE

Your student will be introduced to Ms. Beth, Mr. Luke, and their children, Andrew and Sarah. If you have already used *Where Faith Grows Level 1*, you will recognize Andrew and Sarah as being friends of Miah and Abby. Ms. Beth does most of the teaching within this level, while Mr. Luke provides fun challenges for your student. Andrew and Sarah pop in every once in a while to share something they are thinking or experiencing.

Most lessons are designed to span two weeks at three to four days per week. Review lessons (5, 10, 15, & 20) are set up to span one week.

**SUPPLIES** — You will need generic supplies like pencils, crayons, colored pencils, a highlighter, scissors, and glue. Small stickers or stamps are helpful for the memory verse chart. You will also need a full Bible for your student in your translation of choice. In addition to these supplies, you will find lesson-specific supplies both at the start of each lesson and in the back of the book. The list is for the entire lesson. When painting or using messy supplies throughout the course, you might find it helpful to have something to cover the surface of your table, like newspaper or a plastic tablecloth.

**DAY 1 ( CAN BE...** — The first day of each lesson will cover a character trait. Your student will learn not only what the character trait is, but also how to utilize it in their life. There is a heavy emphasis on the Holy Spirit helping us to do these good works. You will also find the memory verse introduced on this day. Memory practice will continue each day of the lesson. You can find a complete list of the memory verses at the back of the book, with the option to check them off or place a sticker or stamp next to them as your student masters each one. The verses within this course are in either NASB1995 or NIRV, but if you prefer a different translation, you can adapt the assignment.

**DAY 2 GOD IS...** — The second day covers an attribute of God. Each time a new attribute is introduced, it is done so through a passage of Scripture or a summary of a Scripture passage.

**DAY 3 LISTEN** — The third day is a time to sit down with your student and have a direct conversation with them. There is a script included in the course, and you will also be reading from an additional book. Do this in whatever way feels most natural to you. If you enjoy cuddling on the couch together, by all means, go for it!

**DAY 4 PRAY** — On the fourth day, your student will be introduced to different types of prayer and will work to create their own prayer journal (the pages for this are found at the back of the book).







**DAY 5 APPLY** — The fifth day is a day of application of either the attribute of God or the character trait being learned. The goal is to either utilize the character trait or have a deeper understanding of the concept.

**DAY 6 REVIEW** — The sixth day is where you will review what you have covered throughout the lesson. Each review day will allow your student to pick an activity to share what they've learned. Your student will also be locating the account they learned in Time in the Truth on the timeline located in the back of this book.

**ENRICHMENT: GROWING IN SKILLS** — These assignments, designed to teach basic Bible skills, are located in the back of the course. There is one assignment per lesson, which can be used during any day within the lesson's timeframe. You will find a reminder to complete the assignment on both the first and last day of each lesson. Your student will be learning to navigate their Bible, understand how to read references, and memorize the names and order of the books of the Bible. Many of the questions your student will be asked are based on their own personal Bible. For those questions, you will not find answers in the answer key, as you will need to check their answers with their Bible. These assignments are designed to help your student become comfortable with using their Bible at a basic level. As your student progresses through higher levels of *Where Faith Grows*, their Bible skills will continue to grow and be sharpened. This paves the way for students to develop a love for God's Word!

**TIME IN THE TRUTH** This section will be found on day 1 or 2 of each lesson. It will either be direct Scripture or a summary based on several verses. The references are always listed below if you would like to read directly from your Bible. Your student will be learning that we find out who God is and how He instructs us to live by reading Scripture.

**BIG THOUGHTS SERIES** *Big Thoughts for Little Thinkers: The Gospel* and *The Mission* are essential resources for this course. You will be reading a small portion of one of these books on day 3 of each lesson. There are two other books in this series (*The Scripture* and *The Trinity*) that would also be a great addition to your home library.



## MR. LUKE'S CHALLENGE

**MR. LUKE'S BONUS CHALLENGE!** The heart behind *Where Faith Grows* is to give you the tools to make discipleship a part of your everyday life. These bonus challenges are on the review day. Your student is instructed to pick at least one option, but you can incorporate as many of them as you'd like.

One of the review options includes a cut out activity for the memory verse. There is a free printable download available for this activity at [www.masterbooks.com/classroom-aids](http://www.masterbooks.com/classroom-aids).



► How can you track your student's faith journey in a tangible way? This is where journaling comes in! At the back of the course, you will find one front-and-back journaling page per lesson. On the prayer days, your student will be instructed to fill out the front, utilizing it as a prayer journal. The back will be utilized on the review day. You will find a Scripture verse and a question on the review day for you and your student to answer within the journal. Please fill out both your answer and your student's answer. You will also find a place to paste a snapshot. Grab a selfie of you and your student sometime during each lesson. Then print it out and have your student cut and paste it on the page. You're doing the discipling, so be sure to include yourself in these photos! I would absolutely love to see your snapshots in the Master Books app and in the Moms of Master Books Facebook group. When you share, hashtag your photos with #growingfaithathome!

As you work through the course, you will begin to put together a keepsake documenting the beautiful journey of faith your student is on. This element of the course will follow through all the levels of *Where Faith Grows* so you can see the growing faith of your student from *Level 1* through *Level 6*. You can pull these pages out to create a faith journey binder for your student and add extra pages in as needed.



## ADDITIONAL NOTES:

This course is written for you to do with your student. This isn't the same as a math or language textbook — even if your student is reading well and enjoys independence, they need you for discipleship!

Children respond well to verbal affirmation, physical touch, and rewards. Throughout the course, you will find some areas where rewards are recommended. Feel free to add in any extra ones that you desire. A reward for each Bible verse memorized is a great motivator!

The nature of God is so complex. The concepts covered in this course are taking complex characteristics of God and breaking them down in a way that a young child can understand. Some children may be ready and asking for more than what will be covered here. In this case, please use the lessons as a launching pad for discussions that can go as deep as you'd like to take them.

Be sure to keep conversation and connection open with your child and be willing to answer their questions about God. If you don't know the answers, be honest and try to find them together. We will always be learning more about God. Remember, the best way to answer questions is with Scripture!

I recommend that you personally read each Bible passage and understand the context before covering it in the lesson with your student. You can do this by reading directly from your Bible, as I've included references for each Time in the Truth section. Another wonderful resource for understanding context is *The 10 Minute Bible Journey*. You will find a chart on the following page that outlines the corresponding section from *The 10 Minute Bible Journey* for each Time in the Truth day for your personal study. Note that *The 10 Minute Bible Journey* was not necessarily written as a children's Bible, so if you'd like to use this resource with your student, please pre-read to confirm you are comfortable with sharing the content.

As you become more comfortable with discipleship, incorporating a family devotion time encourages your entire family to grow together. Master Books offers many great resources for this, including ready-made "Morning Basket" options.

If you would like to record a grade for this course, I recommend grading based on the following subjective questions: Is your student showing interest in the topics covered? Is your student participating willingly and with a good attitude in the activities? Can your student share what they are learning back with you in an age-appropriate manner?

If you prefer a more objective grade, you can use mastery of the memory verses and Bible skills for grading purposes.

**I PLANTED,  
APOLLOS  
WATERED,  
BUT GOD  
WAS  
CAUSING  
THE  
GROWTH  
(1 CORINTHIANS 3:6).**

## SCOPE AND SEQUENCE

<i>Lesson</i>	<i>Character Trait</i>	<i>Attribute of God</i>	<i>Memory Verse</i>
Lesson 1	I Can Be Humble	God is Wise	1 Peter 2:2
Lesson 2	I Can Be Humble	God is Wise	Romans 11:33; NIRV
Lesson 3	I Can Be Generous	God is Savior	Proverbs 11:25
Lesson 4	I Can Be Generous	God is Savior	Ephesians 2:8
Lesson 5	Review		
Lesson 6	I Can Be Faithful	God is Omnipotent	Galatians 5:22–23
Lesson 7	I Can Be Faithful	God is Omnipotent	Psalm 147:5; NIRV
Lesson 8	I Can Be Loving	God is Compassionate	Matthew 22:37–39
Lesson 9	I Can Be Loving	God is Compassionate	Lamentations 3:22–23
Lesson 10	Review		
Lesson 11	I Can Be Good	God is Victorious	Matthew 5:16
Lesson 12	I Can Be Good	God is Victorious	Proverbs 21:31
Lesson 13	I Can Be Peaceful	God is Omnipresent	Philippians 4:6–7; NIRV
Lesson 14	I Can Be Peaceful	God is Omnipresent	Proverbs 15:3
Lesson 15	Review		
Lesson 16	I Can Be Kind	God is Omniscient	Ephesians 4:32
Lesson 17	I Can Be Kind	God is Omniscient	Hebrews 4:13
Lesson 18	I Can Be Joyful	God is Love	Nehemiah 8:10
Lesson 19	I Can Be Joyful	God is Love	Romans 5:8
Lesson 20	Review		

## ADDITIONAL RESOURCES

### Essential: For the Student

- Big Thoughts for Little Thinkers: The Gospel, The Mission*

### Optional: For the Teacher

- The 10 Minute Bible Journey*



### Corresponding Sections from *The 10 Minute Bible Journey for Time in the Truth Days*

<i>Lesson</i>	<i>Account</i>	<i>Lesson</i>	<i>Account</i>
Lesson 1	1 & 2	Lesson 11	32
Lesson 2	3	Lesson 12	35
Lesson 3	4, 5, 6, & 7	Lesson 13	36
Lesson 4	8, 9, 11, 12, 13, 18, 19, & 20	Lesson 14	40
Lesson 6	22	Lesson 16	Bonus – Who were the 12 Disciples?
Lesson 7	25	Lesson 17	43
Lesson 8	27	Lesson 18	45, 46, & 47
Lesson 9	29	Lesson 19	52



## SUGGESTED COURSE SCHEDULE

<i>Date</i>	<i>Day</i>	<i>Assignment</i>	<i>Due Date</i>	✓	<i>Grade</i>
<i>First Semester – First Quarter</i>					
<b>Week 1</b>	<b>1</b>	Complete Lesson 1 • I Can Be Humble • Pages 17–20			
	<b>2</b>				
	<b>3</b>	Complete Lesson 1 • God is Wise • Pages 21–23			
	<b>4</b>				
	<b>5</b>	Complete Lesson 1 • Listen • Pages 25–26			
<b>Week 2</b>	<b>6</b>	Complete Lesson 1 • Pray • Pages 27–28			
	<b>7</b>				
	<b>8</b>	Complete Lesson 1 • Apply • Pages 29–30			
	<b>9</b>				
	<b>10</b>	Complete Lesson 1 • Review • Pages 31–32			
<b>Week 3</b>	<b>11</b>	Complete Lesson 2 • I Can Be Humble • Pages 33–35			
	<b>12</b>				
	<b>13</b>	Complete Lesson 2 • God is Wise • Pages 37–38			
	<b>14</b>				
	<b>15</b>	Complete Lesson 2 • Listen • Pages 39–40			
<b>Week 4</b>	<b>16</b>	Complete Lesson 2 • Pray • Pages 41–42			
	<b>17</b>				
	<b>18</b>	Complete Lesson 2 • Apply • Pages 43–44			
	<b>19</b>				
	<b>20</b>	Complete Lesson 2 • Review • Pages 45–46			
<b>Week 5</b>	<b>21</b>	Complete Lesson 3 • I Can Be Generous • Pages 47–49			
	<b>22</b>				
	<b>23</b>	Complete Lesson 3 • God is Savior • Pages 51–53			
	<b>24</b>				
	<b>25</b>	Complete Lesson 3 • Listen • Pages 55–56			
<b>Week 6</b>	<b>26</b>	Complete Lesson 3 • Pray • Pages 57–58			
	<b>27</b>				
	<b>28</b>	Complete Lesson 3 • Apply • Pages 59–61			
	<b>29</b>				
	<b>30</b>	Complete Lesson 3 • Review • Pages 63–64			
<b>Week 7</b>	<b>31</b>	Complete Lesson 4 • I Can Be Generous • Pages 65–67			
	<b>32</b>				
	<b>33</b>	Complete Lesson 4 • God is Savior • Pages 69–70			
	<b>34</b>				
	<b>35</b>	Complete Lesson 4 • Listen • Pages 71–72			

<i>Date</i>	<i>Day</i>	<i>Assignment</i>	<i>Due Date</i>	✓	<i>Grade</i>
<b>Week 8</b>	<b>36</b>	Complete Lesson 4 • Pray • Pages 73–74			
	<b>37</b>				
	<b>38</b>	Complete Lesson 4 • Apply • Pages 75–76			
	<b>39</b>				
	<b>40</b>	Complete Lesson 4 • Review • Pages 77–78			
<b>Week 9</b>	<b>41</b>	Complete Lesson 5 • Fruit in Action • Pages 79–80			
	<b>42</b>				
	<b>43</b>	Complete Lesson 5 • Hiding God’s Word in Your Heart • Pages 81–84			
	<b>44</b>				
	<b>45</b>	Complete Lesson 5 • Review • Page 85			
<b><i>First Semester – Second Quarter</i></b>					
<b>Week 10</b>	<b>46</b>	Complete Lesson 6 • I Can Be Faithful • Pages 87–89			
	<b>47</b>				
	<b>48</b>	Complete Lesson 6 • God is Omnipotent • Pages 91–93			
	<b>49</b>				
	<b>50</b>	Complete Lesson 6 • Listen • Pages 95–96			
<b>Week 11</b>	<b>51</b>	Complete Lesson 6 • Pray • Pages 97–98			
	<b>52</b>				
	<b>53</b>	Complete Lesson 6 • Apply • Pages 99–100			
	<b>54</b>				
	<b>55</b>	Complete Lesson 6 • Review • Pages 101–102			
<b>Week 12</b>	<b>56</b>	Complete Lesson 7 • I Can Be Faithful • Pages 103–106			
	<b>57</b>				
	<b>58</b>	Complete Lesson 7 • God is Omnipotent • Pages 107–108			
	<b>59</b>				
	<b>60</b>	Complete Lesson 7 • Listen • Pages 109–110			
<b>Week 13</b>	<b>61</b>	Complete Lesson 7 • Pray • Pages 111–112			
	<b>62</b>				
	<b>63</b>	Complete Lesson 7 • Apply • Pages 113–114			
	<b>64</b>				
	<b>65</b>	Complete Lesson 7 • Review • Pages 115–116			
<b>Week 14</b>	<b>66</b>	Complete Lesson 8 • I Can Be Loving • Pages 117–119			
	<b>67</b>				
	<b>68</b>	Complete Lesson 8 • God is Compassionate • Pages 121–123			
	<b>69</b>				
	<b>70</b>	Complete Lesson 8 • Listen • Pages 125–127			



<i>Date</i>	<i>Day</i>	<i>Assignment</i>	<i>Due Date</i>	✓	<i>Grade</i>
<b>Week 15</b>	<b>71</b>	Complete Lesson 8 • Pray • Pages 129–130			
	<b>72</b>				
	<b>73</b>	Complete Lesson 8 • Apply • Pages 131–132			
	<b>74</b>				
	<b>75</b>	Complete Lesson 8 • Review • Pages 133–134			
<b>Week 16</b>	<b>76</b>	Complete Lesson 9 • I Can Be Loving • Pages 135–137			
	<b>77</b>				
	<b>78</b>	Complete Lesson 9 • God is Compassionate • Pages 139–141			
	<b>79</b>				
	<b>80</b>	Complete Lesson 9 • Listen • Pages 143–146			
<b>Week 17</b>	<b>81</b>	Complete Lesson 9 • Pray • Pages 147–148			
	<b>82</b>				
	<b>83</b>	Complete Lesson 9 • Apply • Pages 149–150			
	<b>84</b>				
	<b>85</b>	Complete Lesson 9 • Review • Pages 151–152			
<b>Week 18</b>	<b>86</b>	Complete Lesson 10 • Fruit in Action • Pages 153–154			
	<b>87</b>				
	<b>88</b>	Complete Lesson 10 • Hiding God’s Word in Your Heart • Pages 155–158			
	<b>89</b>				
	<b>90</b>	Complete Lesson 10 • Review • Pages 159–160			

<i>Date</i>	<i>Day</i>	<i>Assignment</i>	<i>Due Date</i>	✓	<i>Grade</i>
<i>Second Semester – First Quarter</i>					
<b>Week 19</b>	<b>91</b>	Complete Lesson 11 • I Can Be Good • Pages 161–163			
	<b>92</b>				
	<b>93</b>	Complete Lesson 11 • God is Victorious • Pages 165–168			
	<b>94</b>				
	<b>95</b>	Complete Lesson 11 • Listen • Pages 169–170			
<b>Week 20</b>	<b>96</b>	Complete Lesson 11 • Pray • Pages 171–172			
	<b>97</b>				
	<b>98</b>	Complete Lesson 11 • Apply • Pages 173–174			
	<b>99</b>				
	<b>100</b>	Complete Lesson 11 • Review • Pages 175–176			
<b>Week 21</b>	<b>101</b>	Complete Lesson 12 • I Can Be Good • Pages 177–179			
	<b>102</b>				
	<b>103</b>	Complete Lesson 12 • God is Victorious • Pages 181–182			
	<b>104</b>				
	<b>105</b>	Complete Lesson 12 • Listen • Pages 183–184			
<b>Week 22</b>	<b>106</b>	Complete Lesson 12 • Pray • Pages 185–186			
	<b>107</b>				
	<b>108</b>	Complete Lesson 12 • Apply • Pages 187–188			
	<b>109</b>				
	<b>110</b>	Complete Lesson 12 • Review • Pages 189–190			
<b>Week 23</b>	<b>111</b>	Complete Lesson 13 • I Can Be Peaceful • Pages 191–192			
	<b>112</b>				
	<b>113</b>	Complete Lesson 13 • God is Omnipresent • Pages 193–196			
	<b>114</b>				
	<b>115</b>	Complete Lesson 13 • Listen • Pages 197–198			
<b>Week 24</b>	<b>116</b>	Complete Lesson 13 • Pray • Pages 199–200			
	<b>117</b>				
	<b>118</b>	Complete Lesson 13 • Apply • Pages 201–202			
	<b>119</b>				
	<b>120</b>	Complete Lesson 13 • Review • Pages 203–204			
<b>Week 25</b>	<b>121</b>	Complete Lesson 14 • I Can Be Peaceful • Pages 205–208			
	<b>122</b>				
	<b>123</b>	Complete Lesson 14 • God is Omnipresent • Pages 209–210			
	<b>124</b>				
	<b>125</b>	Complete Lesson 14 • Listen • Pages 211–212			

<i>Date</i>	<i>Day</i>	<i>Assignment</i>	<i>Due Date</i>	✓	<i>Grade</i>
<b>Week 26</b>	<b>126</b>	Complete Lesson 14 • Pray • Pages 213–214			
	<b>127</b>				
	<b>128</b>	Complete Lesson 14 • Apply • Pages 215–216			
	<b>129</b>				
<b>Week 27</b>	<b>130</b>	Complete Lesson 14 • Review • Pages 217–218			
	<b>131</b>	Complete Lesson 15 • Fruit in Action • Pages 219–220			
	<b>132</b>				
	<b>133</b>	Complete Lesson 15 • Hiding God’s Word in Your Heart • Pages 221–224			
	<b>134</b>				
<b>135</b>	Complete Lesson 15 • Review • Pages 225–226				
<b><i>Second Semester – Second Quarter</i></b>					
<b>Week 28</b>	<b>136</b>	Complete Lesson 16 • I Can Be Kind • Pages 227–229			
	<b>137</b>				
	<b>138</b>	Complete Lesson 16 • God is Omniscient • Pages 231–233			
	<b>139</b>				
<b>Week 29</b>	<b>140</b>	Complete Lesson 16 • Listen • Pages 235–236			
	<b>141</b>	Complete Lesson 16 • Pray • Pages 237–238			
	<b>142</b>				
	<b>143</b>	Complete Lesson 16 • Apply • Pages 239–240			
	<b>144</b>				
<b>145</b>	Complete Lesson 16 • Review • Pages 241–242				
<b>Week 30</b>	<b>146</b>	Complete Lesson 17 • I Can Be Kind • Pages 243–246			
	<b>147</b>				
	<b>148</b>	Complete Lesson 17 • God is Omniscient • Pages 247–249			
	<b>149</b>				
<b>Week 31</b>	<b>150</b>	Complete Lesson 17 • Listen • Pages 251–252			
	<b>151</b>	Complete Lesson 17 • Pray • Pages 253–254			
	<b>152</b>				
	<b>153</b>	Complete Lesson 17 • Apply • Pages 255–256			
	<b>154</b>				
<b>155</b>	Complete Lesson 17 • Review • Pages 257–258				
<b>Week 32</b>	<b>156</b>	Complete Lesson 18 • I Can Be Joyful • Pages 259–260			
	<b>157</b>				
	<b>158</b>	Complete Lesson 18 • God is Love • Pages 261–263			
	<b>159</b>				
	<b>160</b>	Complete Lesson 18 • Listen • Pages 265–266			



<i>Date</i>	<i>Day</i>	<i>Assignment</i>	<i>Due Date</i>	✓	<i>Grade</i>
<b>Week 33</b>	<b>161</b>	Complete Lesson 18 • Pray • Pages 267–268			
	<b>162</b>				
	<b>163</b>	Complete Lesson 18 • Apply • Pages 269–270			
	<b>164</b>				
	<b>165</b>	Complete Lesson 18 • Review • Pages 271–272			
<b>Week 34</b>	<b>166</b>	Complete Lesson 19 • I Can Be Joyful • Pages 273–275			
	<b>167</b>				
	<b>168</b>	Complete Lesson 19 • God is Love • Pages 277–278			
	<b>169</b>				
	<b>170</b>	Complete Lesson 19 • Listen • Pages 279–282			
<b>Week 35</b>	<b>171</b>	Complete Lesson 19 • Pray • Page 283			
	<b>172</b>				
	<b>173</b>	Complete Lesson 19 • Apply • Pages 285–287			
	<b>174</b>				
	<b>175</b>	Complete Lesson 19 • Review • Pages 289–290			
<b>Week 36</b>	<b>176</b>	Complete Lesson 20 • Fruit in Action • Pages 291–292			
	<b>177</b>				
	<b>178</b>	Complete Lesson 20 • Hiding God's Word in Your Heart • Pages 293–296			
	<b>179</b>				
	<b>180</b>	Complete Lesson 20 • Review • Pages 297–300			



# I CAN BE... HUMBLE

**Supply List – Lesson 1**

- Tape measure
- Bathroom scale
- Card stock or cardboard
- Two bowls
- Pitcher of water
- Plastic wrap
- Sieve or colander



Hello, I'm pleased to meet you! My name is Ms. Beth. I am so happy to be joining you this year! We are going to learn many wonderful things about God. My children, Andrew and Sarah, will be learning along with us, and my husband, Mr. Luke, will give us some fun challenges.



Did you know that you are growing every single day? We grow in all sorts of ways. You're probably taller than you were last year, and you might even be a bit smarter. There is another way that you can grow, too! You can grow in your faith. This means that you are learning more about God, the way He wants you to live, and having a relationship with Him. You can truly know God. You can know what He likes and dislikes, you can talk to Him, and you can love Him. This is the most important way to grow!

We are going to read many things from the Bible this year. We read the Bible to find out who God is and how He wants us to live. You might get taller as you work through this course, but I pray that's not the only way you grow! I would love to see you grow in your faith.



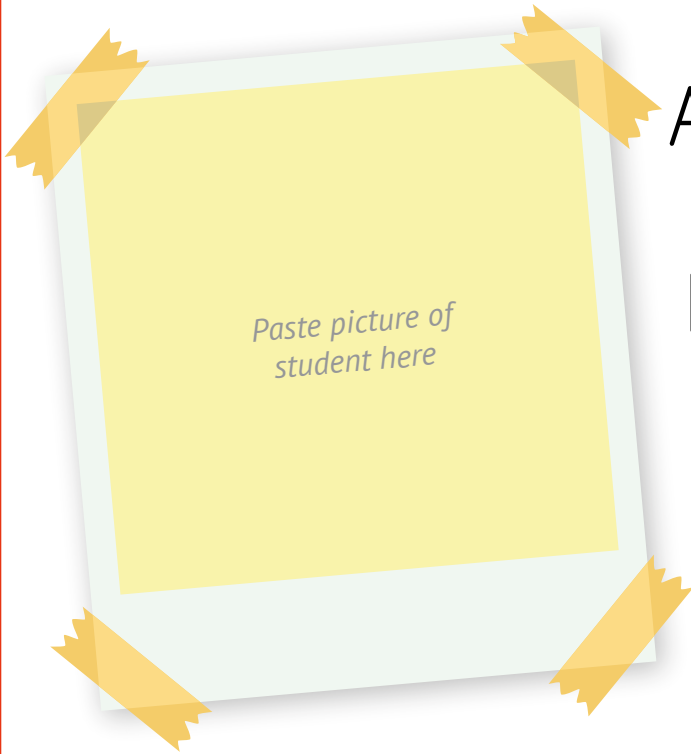
Let's start off with a check-in. If we note some information about you now, we can check at the end of the year to see how much you've grown.

Name \_\_\_\_\_  
-----  
\_\_\_\_\_

Age \_\_\_\_\_  
-----  
\_\_\_\_\_

Height \_\_\_\_\_  
-----  
\_\_\_\_\_

Weight \_\_\_\_\_  
-----  
\_\_\_\_\_



Now that we've figured all of that out, I have something else for you to do. You probably already know some things about God. For instance, did you know He never does anything bad? That means He is good! You also probably know that He wants you to be kind and patient.



**Note to Teacher:**

Please assist your student with this activity. You can ask leading questions based on what your student understands. Example: We know God never does anything bad, so that means He is . . . (good). You can also assist with the types of pictures to draw or simply write the words for your student. Examples: Draw a heart for “God is love,” the earth for “God is the Creator,” a smile for being kind, etc.



Choose one day over the next two weeks to utilize Growing in Skills Lesson 1 found on pages 353–354.



In the box below, I'd like you to draw pictures to show what you know about Him and how He wants you to live.

A large, empty rectangular box with a red border, intended for a student to draw pictures related to the lesson.

God is so amazing! I'm looking forward to our check-in at the end of the year. We will get to see how your body has grown but also how much your faith has grown!





## MR. LUKE'S CHALLENGE

Are you ready to hide God's Word in your heart? When you memorize verses from the Bible, that is hiding God's Word in your heart because you will never lose them. Even if a Bible isn't in front of you, you still have those verses in your heart. Each lesson, I am going to challenge you with a new verse to memorize! First Peter 2:2 tells us that we will grow as we continue to learn more of the Bible. Say the verse aloud three times and trace the words below.

Like newborn babies, long for the  
pure milk of the word, so that  
by it you may grow in respect to  
salvation. 1 Peter 2:2

**Note to Teacher:**

*The character trait for this lesson is humble, which will be introduced later. We will build on the idea that it takes humility to grow.*



As we learn about God, we will be looking at accounts from the Bible that tell us the history of the world through people, places, and events. An account is a story. The stories we find in the Bible aren't like any other story you find on a bookshelf. The Bible stories or accounts that we are going to talk about are about real people and real things that really happened. The Bible is full of God's words to us. He wanted to be sure we knew the truth, so He gave us the Bible. Other books and stories on your shelves might be pretend stories, but everything in the Bible is always true!

## TIME IN THE TRUTH

At the beginning of time, God created everything in just six days! Follow the timeline below to see what He did each day.



After God finished creating, He said everything was very good. He then rested on the seventh day.

*(Summary based on Genesis 1; 2:1–2)*



God is wise. We can see that He is wise when we look at the creation story. Plants need the sun in order to grow. If God waited more than a day, the plants would have died while they were waiting for the sun to be created! He knew the perfect order to create everything exactly when it was needed.

**Let's Chat!** What do you think "wise" means? What does it mean when we say that God is wise?

(Student's response)

When someone is wise, it shows that they make good decisions. They choose the right thing. God always makes the best decisions! The creation story shows us that God is wise.

**Let's Write!** What does the creation story show us?

1. God is \_\_\_\_\_ .

### MR. LUKE'S CHALLENGE

Close your eyes to imagine a baby girl crying for milk. Nothing will make her happy until she is fed! She needs the milk in order to grow. This is how we should feel about the Bible. We should want to keep learning more of what it says because that is how we grow in our faith! When you say your verse today, start by lying on the floor. Slowly get up as you are saying the words and finish the verse on the tips of your toes, as tall as you can be! After you have practiced the verse three times, trace the words on the next page.



Like newborn babies, long for the  
pure milk of the word, so that by it  
you may grow in respect to salvation.

1 Peter 2:2

**Note to Teacher:**

*You can choose to leave the "GOD" page in the book or hang on the wall to display. Your student will be adding two puzzle pieces each quarter.*

**Let's Cut & Paste!** Cut out the puzzle piece below and glue it in the correct place on the puzzle found on page 349.



**INTENTIONALLY BLANK**





## MR. LUKE'S CHALLENGE

Get creative! Practice your verse however you would like today. You can whisper it, sing it, talk like a robot while saying it, say it while doing jumping jacks, or any other fun idea you have! After saying your verse, trace the words below.

Like newborn babies, long for the pure milk of the word, so that by it you may grow in respect to salvation. | Peter 2:2



**Let's Chat!** We are going to start reading a little book today about the gospel. We will read a few pages each lesson and then talk about what we read. Have you heard the word “gospel” before? What do you think it means?

(Student's response)


-----



The word “gospel” means good news. I’m excited to hear this good news!



Read from



through



Wow! Did you hear what the best news in the whole world is? God loves you and He wants you to be with Him forever! We need to get out a Bible and look up a verse in the New Testament. The New Testament is the second section of the Bible. Let’s find John 3:16 and read it together.

**Note to Teacher:**

Find John 3:16 and read it aloud.

**Note to Teacher:**

If your student is asking questions about how to live with God forever, be sure to answer right away. It is best to answer your student’s questions when they show interest.

**Note to Teacher:**

Cut a piece of card stock or cardboard to the size of the bookmark. Instruct your student to glue the decorated paper to the card stock.

This verse tells us that God loves us so much He sent Jesus to make a way for us to live with Him. As we continue reading through our little book about the gospel, we will find out how we can do that! This is another way we can see that God is wise. He created us, and He knows exactly what we need.

We are done reading in our little book about the gospel for today, but I don’t want to lose our spot! Please cut out the bookmark below and decorate it however you would like.

GOD TELLS US  
ABOUT HIMSELF  
in THE BIBLE

GOD IS  
WISE!

GOD IS  
SAVIOR!

GOD IS  
OMNIPOTENT!

GOD IS  
COMPASSIONATE!



## MR. LUKE'S CHALLENGE

You've done a great job working to memorize the verse for this lesson! Last week you traced words, but this week it is going to get a bit more challenging. Look at the words above the verse. Find each word within the verse and highlight it. Once you have done this, say the verse aloud three times.

### Words to Find

word    grow    babies  
long    salvation    milk    you

1. Like newborn babies, long for the pure milk of the word, so that by it you may grow in respect to salvation. | Peter 2:2



Have you ever heard someone pray? Praying is simply talking to God. We can talk to God anywhere and at any time. This is an important part of growing in our faith. We don't have to write down the things we pray, but if we choose to write our prayers, it can help us remember to pray each day. There is a journal in the back of this book that you and your teacher will be using each lesson. Your part to fill out is a prayer journal. This journal will help you learn how to pray about different topics. Jesus taught us how to pray in the Bible. Let's read what He said about prayer!



Pray, then, in this way:

“Our Father who is in heaven, Hallowed be Your name. Your kingdom come. Your will be done, On earth as it is in heaven. Give us this day our daily bread. And forgive us our debts, as we also have forgiven our debtors. And do not lead us into temptation, but deliver us from evil. [For Yours is the kingdom and the power and the glory forever. Amen.”] Matthew 6:9–13

When we pray, we don’t have to say the exact words Jesus said, but we should pray about more than just the things we want God to give us. Jesus showed us how to pray about many things. We are going to use a model of prayer called the **ACTS** model. A is for Adore, C is for Confess, T is for Thanks, and S is for Supply.

Are you ready to pray? Turn to page 305 to read more about what each type of prayer is and then fill out your prayer journal for this lesson. You will find four sections to fill out. In each of the sections, you can draw or write what you’d like to pray about. After you’ve done this,

take some time to talk to God out loud about those things.

Talking to God is just like talking to a person. Even though you can’t see Him, He can hear what you are saying because He is with you. Psalm 145:18 says, “The LORD is near to all who call on Him.” He loves to hear you pray!





**Supplies:**

- Two bowls
- Pitcher of water
- Plastic wrap
- Sieve or colander

**Note to Teacher:**

*This activity has the student spilling water so a towel or tablecloth would be helpful to protect your table.*

Mr. Luke’s challenge for this lesson has been a verse about growing in faith. In order to grow in faith, we need to be humble. Humble means that you think about yourself the way God thinks about you, and you also think about others the way God thinks about them. You are special! Other people are special! If you begin thinking you are *more* special than others, that is called pride. Pride is the opposite of being humble.

Someone with pride says, “I am better than everyone else, and I don’t need to grow any more.”

Someone who is humble says, “I am special, but I still have a lot of growing to do.”

Think back to the verse you’re memorizing. Does God want you to keep growing?

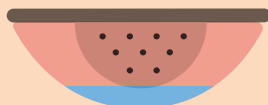
Circle: **Yes**      **No**

God wants us to continue growing. It is very important to be humble in order to grow!

**Let’s Apply!**

Fill each bowl with about one inch of water at the bottom, making sure both have the same amount of water. Each bowl represents a person, and the water represents their faith. Now, place plastic wrap over the top of one of the bowls and lay the sieve or colander over the top of the other. Try pouring a couple more inches of water into each bowl.

Draw an X on what happened to the bowl with plastic wrap. Circle what happened to the bowl with the sieve or colander.



# SNAPSHOT REMINDER!



The plastic wrap represented pride. This person started with a little bit of faith, but it couldn't grow because they thought they were more special than everyone else. People like this say and do things that make other people feel bad.

The sieve or colander represented a humble heart. This person started with a little bit of faith, but it grew into a lot of faith! People who are humble know that they are special, and they know that God made other people special too. They say and do things to make others around them feel good.

Draw a picture below of the bowl that represents who you would like to be.



### Note to Teacher:

Please do not worry about spelling on memory verse assignments. The goal is to memorize and understand the message of the text.

## MR. LUKE'S CHALLENGE

It's almost time to say the whole verse on your own! Today, write the words that go in the blanks, then say it aloud three times.

1. Like newborn \_\_\_\_\_, long for  
the pure \_\_\_\_\_ of the \_\_\_\_\_,  
so that by it \_\_\_\_\_ may \_\_\_\_\_  
in respect to salvation. | Peter 2:2



## Let's Write!

I can be humble.

God is wise.

God loves me and  
wants to be with me  
forever!

### Note to Teacher:

You can choose to leave the Time in the Truth Timeline in the book or hang it on the wall to display.

### Note to Teacher:

You can choose to leave the “Mr. Luke’s Challenge” page on page 347 in the book or hang on the wall to display. Your student will memorize one verse per lesson.

**Timeline!** Look at the Time in the Truth Timeline on pages 394–395 to see where this lesson fits in time.

## MR. LUKE'S CHALLENGE







It's challenge day!  
Say your verse to your teacher, then add a sticker or stamp next to 1 Peter 2:2 on the “Mr. Luke’s Challenge” page on page 347.  
You did it!



# REMEMBER! COMPLETE GROWING IN SKILLS

If you haven't completed Growing in Skills Lesson 1 on pages 353–354, complete it now.

**Bonus Challenge!** As your faith is growing, you can't keep it to yourself! Choose one or more of the options below to review what you've learned this lesson:

-  Tell a family member what it means that God is wise.
-  Use toys to role-play the differences between being prideful and being humble.
-  Redo the Apply lesson with the two bowls and water while you explain it to a family member.
-  Create a page that shows what God created on each day of creation and share it with someone.
-  Listen to the hymn “The Perfect Wisdom of Our God” with your teacher and talk about how this connects with what you've learned.
-  Optional: Print off the memory verse words from the free download, glue them in the proper order on a piece of paper, and hang it on the wall so others can see it.

**Note to Teacher:**

*Read the verses and question below, then use the journal in the back to record your own answer and an answer from your student.*

## JOURNAL THIS

Good and upright is the LORD;  
Therefore He instructs sinners in the way.  
He leads the humble in justice,  
And He teaches the humble His way.  
All the paths of the LORD are lovingkindness and truth  
To those who keep His covenant and His testimonies.  
Psalm 25:8–10

You've learned that in order to grow, you must be humble. God leads and teaches us when we are humble. What things are you learning from God right now?



**Supply List**

- Blindfold
- Music player
- TV
- Hand soap
- Sink

**TIME IN THE TRUTH**

God created everything in six days. On the sixth day, He created the first man and woman named Adam and Eve. Adam and Eve had many sons and daughters. One of their sons was named Abel. Abel had animals; the Bible tells us he was “a keeper of flocks.” When it was time to bring an offering to God, Abel brought the best from his flock. He gave God the first of what he had, and God accepted the offering.

*(Summary based on Genesis 1; 4:1–4; 5:1–4)*

Abel is an example of being humble. Last week we learned that being humble means thinking about yourself the way God thinks about you. Abel knew that God had blessed his flocks, and he brought an offering to God because of this. Abel couldn't make more animals to grow his flocks — God did this.

Let's talk about some of the things God has done for you!

You are **SMART!** Did you make yourself smart? No, God designed you with a brain that has the ability to learn.

You are **STRONG!** Did you make yourself strong? No, God designed you with muscles that have the ability to grow stronger.





You are **BLESSED!** Did you make yourself blessed? No, the Bible tells us that every good gift comes from God — not ourselves.

Sometimes people think that being humble means thinking poorly of yourself, but this is not true. To really be humble, we need to see ourselves the way God sees us. You are smart, strong, and blessed. You are these things because of God. When we are humble, it causes us to praise God because we know every good thing is from Him. Being humble also causes us to want to grow because we are thankful for what God has given us. This is how we grow smarter, stronger, and even grow in faith!

**Let's Chat!** What are some of the ways God has made you special?

(Student's response)

Ephesians 2:10 tells us, “For we are His workmanship, created in Christ Jesus for good works, which God prepared beforehand so that we would walk in them.” God made you the way He did for a reason. He has a plan for you! Whenever you think about the special way God made you, remember to thank Him.

**Let's Pray!** Say a short prayer of thanks and praise to God for the special way He made you and every member of your family.

Bible  
**REMEMBER!**  
**COMPLETE**  
**GROWING**  
**IN SKILLS**

Choose one day over the next two weeks to utilize Growing in Skills Lesson 2 found on pages 355–356.

**Let's Draw!** Pick a family member and make a list or draw pictures showing the ways God made that person special. Show them when you are finished.



### MR. LUKE'S CHALLENGE

It's time for a new challenge! This verse tells us that God is rich with wisdom and knowledge. Remember, He makes the best decisions. Say the verse aloud three times and trace the words below.

How very rich are God's  
wisdom and knowledge!

How He judges is more than we can understand! The way He deals with people is more than we can know!

Romans 11:33; NIRV




**INTENTIONALLY BLANK**





God makes the best decisions! He is wise. He knows the right answer to every problem. God doesn't want to keep His wisdom all to Himself — He wants to share it with us! Proverbs 2:6 says, "For the LORD gives wisdom; from His mouth come knowledge and understanding." I don't always know the right decision, but God does! If I need help with making a wise choice, I can ask God, and the Bible tells me He will give me wisdom.

Making choices is kind of like making turns in a maze. If we turn the wrong way when it's time to choose which way to go, we won't end up in the correct place. God's way is always the best way. God is wise, and He will share His wisdom with us. His wisdom will take us the correct direction. Start with the Bible and work your way through the maze to get to wisdom!



**Note to Teacher:**

Your student may need some help thinking of an answer to this question. You can assist them with ideas like the following: sharing/not sharing, kind/hurtful words, obeying/disobeying, etc.

**Note to Teacher:**

Direct this part of the conversation toward God sharing His wisdom in the Bible on the best choice to make.



**Let's Chat!** Have you ever needed to make a wise choice? Tell me about it.

(Student's response)

How did you know the decision you made was wise or unwise?

(Student's response)

**MR. LUKE'S CHALLENGE**

I am thankful that God is rich in wisdom! He always knows the right thing to do even when I don't. While you say your verse aloud three times today, march around your house. The challenge is to end up exactly where you started the last time you say the verse. You will need to make wise choices to get back at the right time! After you've marched and said your verse, trace the words below.

How very rich are God's wisdom

and knowledge! How He

judges is more than we can

understand! The way He deals

with people is more than we can know!

Romans 11:33; NIRV



## MR. LUKE'S CHALLENGE

Get creative! Practice your verse however you would like today. You can whisper it, sing it, talk like a robot while saying it, say it while doing jumping jacks, or any other fun idea you have! After saying your verse, trace the words below.

How very rich are God's wisdom and knowledge! How He judges is more than we can understand! The way He deals with people is more than we can know! Romans 11:33; NIRV

### Note to Teacher:

The reading passage today from Big Thoughts for Little Thinkers: The Gospel uses the word "punish" regarding what happens after a child disobeys their parents. Many parents use the word "discipline" instead. Please adjust the word while you are reading, if necessary, to fit your family.


**Let's Chat!** It's time to pull out the little book about the gospel again. The last time we read it, we learned that God loves you and wants you to be with Him forever. This is wonderful, but there is a problem that separates us from God. Let's read together to learn about the problem.



Read from



through




Oh, no! What keeps us separated from God?

(Student's response)



Sin is anything that breaks God’s laws. It hurts God and it hurts us. Isaiah 59:2 says, “But your wrongdoings have caused a separation between you and your God, and your sins have hidden His face from you so that He does not hear.” Wow, this sin problem is very bad! It keeps us separated from God, and it keeps us from being happy because true happiness comes from Him. Even though we have finished reading in our little book today, this is not the end of the story. God is wise, and He has a plan to deal with our sin problem. We are going to learn about His plan soon!



I wonder what God’s plan for our sin problem is. His plan must be like a bridge that connects us to Him again. It’s a good thing He is so wise!

-Andrew

**Let’s Investigate!** Would you like a clue to God’s answer for our sin problem? Follow the pattern in the key to discover the hidden word below!

**Key:** F Z (C) K L (A) D H (T)

**Example answer:** C A T

K T J A F E O P S

N D U X L S

1. God’s answer for our sin  
 problem: \_\_\_\_\_

**Note to Teacher:**  
 Please help your student as necessary with understanding the pattern and applying it to the puzzle.

**Note to Teacher:**  
 If your student is asking for more information about the answer to our sin problem, be sure to answer right away. It is best to answer your student’s questions when they show interest.





## MR. LUKE'S CHALLENGE

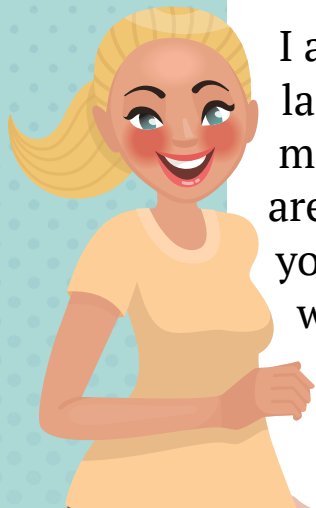
The challenge verse for this lesson is a bit tricky! Look at the words above the verse. Find each word within the verse and highlight it. Once you have done this, say the verse aloud three times.

### Words to Find

understand    rich    deals  
wisdom    people    knowledge    judges

1. How very rich are God's wisdom and knowledge! How He judges is more than we can understand! The way He deals with people is more than we can know!

Romans 11:33; NIRV



I am so excited that today is prayer day! In the last lesson, we talked about using the **ACTS** model for prayer. You are going to use the four areas of Adore, Confess, Thanks, and Supply in your prayer journal today. If you'd like to review what each of these mean, you can read about them on page 305.





Before you pray today, let's read part of a prayer from the prophet Jeremiah in the Bible. He started out his prayer by adoring God just like you are learning to start your prayers!

Ah Lord GOD! Behold, You have made the heavens and the earth by Your great power and by Your outstretched arm! Nothing is too difficult for You, who shows lovingkindness to thousands, but repays the iniquity of fathers into the bosom of their children after them, O great and mighty God. The LORD of hosts is His name.  
Jeremiah 32:17–18

**Note to Teacher:**

*Explain any difficult words to your student.*

Do you see the good things Jeremiah said about God? These are only a few of the good things about Him! When you pray today, you can say some of the same things Jeremiah said or you can choose any other good things you know about God. Turn to page 309 to fill out your prayer journal for this lesson. After you've drawn or written what you'd like to pray about, take some time to talk to God out loud about what you've written. Remember, talking to God is just like talking to a person. Jeremiah prayed, and you can too!

**Supplies:**

- Blindfold
- Music player
- TV
- Hand soap
- Sink

**Note to Teacher:**

Turn both music and the TV on with higher than normal volume. Blindfold your student and spin them around several times until they are dizzy.

**Note to Teacher:**

Periodically spin your student until they are dizzy again. Remind your student that they can simply ask for any changes to what they're dealing with during the activity. You can stop spinning them, remove the blindfold, turn down the volume or even turn off the music and TV, etc. Try not to tell them what to ask of you – leave it up to them to decide. Continue assigning simple tasks like the ideas given for a few minutes. This activity should last no longer than about five minutes. If you are noticing any frustration, stop the activity and continue with the lesson.

Have you ever felt confused? Sometimes we don't know the right answer or the right thing to do. The good news is that God is wise, so He *always* knows the right answer! When we pray to ask Him what to do, He promises to share His wisdom with us. He helps to take the confusion away so we can see clearly. James 1:5 (NIRV) tells us, "If any of you needs wisdom, you should ask God for it. He will give it to you. God gives freely to everyone and doesn't find fault." The next time you aren't sure what to do, remember to ask God to share His wisdom with you!

**Let's Apply!**

We are going to do an activity where you will need to answer some questions and follow my directions. If you find yourself confused or need any help completing a task, simply ask me to make any changes that would help you.

Please tell me your name, then spell it.

Walk to the front door and back.

Skip to the sink, wash your hands, then crawl back to me.

God has a lot of wisdom He wants to offer us, but we have to ask for it! You could have asked at the very beginning of the activity to have your blindfold removed and for the TV to be turned off. Did you do that right away or did it take you some time to think of it?



# SNAPSHOT REMINDER!



(Student's response)

The things I asked you to do were easy, but they became a lot more difficult with all of the confusion around you. God wants us to ask Him for help right away whenever something is confusing us. If we do this, it shows that we are humble. We are admitting that we don't know everything and we need His help to grow. God wants to share His wisdom with us!

**Let's Search!** Find the words about wisdom below.

ASK	G	O	D	Z	P	S	Q	H	C	T	W	H
GOD	V	U	N	V	L	J	P	Y	K	N	O	W
HUMBLE	Z	M	Z	G	W	X	O	W	L	R	S	Q
KNOW	R	M	I	X	I	J	B	S	K	W	E	G
WISE	Y	L	N	A	S	K	V	F	G	R	D	D
	Y	S	D	R	E	M	A	M	V	C	X	Q
	Y	O	X	H	U	M	B	L	E	I	A	R

## MR. LUKE'S CHALLENGE

Write the words that are missing below and say the verse aloud three times.

1. How very \_\_\_\_\_ are God's \_\_\_\_\_  
 and knowledge! How He judges is  
 \_\_\_\_\_  
 \_\_\_\_\_ than we can understand! The  
 \_\_\_\_\_  
 \_\_\_\_\_ He deals with \_\_\_\_\_ is more  
 than we can know! Romans 11:33; NIRV





**Let's Write!** Fill in the blanks and trace the words with what you have been learning.

1. I can be \_\_\_\_\_ .

2. God is \_\_\_\_\_ .

God has an answer  
for my sin problem!



**MR. LUKE'S  
CHALLENGE**

Bible  
**REMEMBER!  
COMPLETE  
GROWING  
IN SKILLS**

If you haven't completed Growing in Skills Lesson 2 on pages 355–356, complete it now.

**Timeline!** Look at the Time in the Truth Timeline on pages 394–395 to see where this lesson fits in time.

It's challenge day! Say your verse to your teacher, then add a sticker or stamp next to Romans 11:33 on the "Mr. Luke's Challenge" page on page 347. You did it!

**Bonus Challenge!** As your faith is growing, you can't keep it to yourself! Choose one or more of the options below to review what you've learned this lesson:



Redo the Apply lesson with a family member or friend and explain what you learned about asking God for wisdom.



Create a page that shows what you learned about Abel in Time in the Truth and share with someone how he was humble.





Use toys to role-play the differences between being prideful and being humble.



Tell a family member what it means that God is wise.



Listen to the hymn “Just as I Am” with your teacher and talk about how this connects with what you’ve learned.



Optional: Print off the memory verse words from the free download, glue them in the proper order on a piece of paper, and hang it on the wall so others can see it.

## JOURNAL THIS!

### **Note to Teacher:**

*Read the verses and question below, then use the journal in the back to record your own answer and an answer from your student.*

How blessed is the man who finds wisdom  
And the man who gains understanding.  
For her profit is better than the profit of silver  
And her gain better than fine gold.  
She is more precious than jewels;  
And nothing you desire compares with her.  
Long life is in her right hand;  
In her left hand are riches and honor.  
Her ways are pleasant ways  
And all her paths are peace.  
She is a tree of life to those who take hold of her,  
And happy are all who hold her fast.  
The LORD by wisdom founded the earth,  
By understanding He established the heavens.  
Proverbs 3:13–19

In these verses, “she” and “her” mean wisdom. Read the verses a second time, paying attention to what it says about wisdom.

God is full of wisdom, and He wants to share wisdom with us. Why is it important that we have wisdom?

**A** *Adore*

**C** *Confess*

**T** *Thanks*

**S** *Supply*



**A** *Adore*

**C** *Confess*

**T** *Thanks*

**S** *Supply*





Bible

# ENRICHMENT: GROWING IN SKILLS

**Note to Teacher:**

*It is recommended to start each Growing in Skills day by listening and singing along to a books of the Bible song from your preferred music source.*



Each lesson, we are going to spend a day learning how to read and find verses in the Bible. Get your Bible out and find the page toward the beginning called “Table of Contents” or “Contents.” This page is like a key that unlocks where to find each book in the Bible!

The Bible is split up into two main sections. The first section of the Bible is called the Old Testament and the second is called The New Testament. We are going to focus on the New Testament right now. The New Testament books are shown on the next page, but it looks like the first is missing! You can find the name of this book in your Bible. Write the first book of the New Testament on the next page.



# THE NEW TESTAMENT

1. \_\_\_\_\_

Mark	Philippians	James
Luke	Colossians	1 Peter
John	1 Thessalonians	2 Peter
Acts	2 Thessalonians	1 John
Romans	1 Timothy	2 John
1 Corinthians	2 Timothy	3 John
2 Corinthians	Titus	Jude
Galatians	Philemon	Revelation
Ephesians	Hebrews	

2. How many books are in the New Testament? \_\_\_\_\_

### Note to Teacher:

Cut a piece of card stock or cardboard to the size of the bookmark. Instruct your student to glue the paper to the card stock.

The Table of Contents page helps us know where to find each book of the Bible. Cut out the bookmark below so you can keep this page marked in your Bible.

## NEW TESTAMENT

Matthew  
Mark  
Luke  
John  
Acts  
Romans  
1 and 2 Corinthians  
Galatians  
Ephesians  
Philippians  
Colossians  
1 and 2 Thessalonians  
1 and 2 Timothy  
Titus  
Philemon  
Hebrews  
James  
1 and 2 Peter  
1, 2, and 3 John  
Jude  
Revelation

Bible  
**ENRICHMENT:  
GROWING  
IN SKILLS**

**Note to Teacher:**

*It is recommended to start each Growing in Skills day by listening and singing along to a books of the Bible song from your preferred music source.*

Open up to your Bible’s Table of Contents page you marked with your bookmark last time. We learned that this page is like a key that unlocks where to find each book in the Bible. Today, you are going to use this key! First, look at the New Testament section. Next, find the first book listed – Matthew. Then, put your finger on Matthew and slide it to the right until you see some numbers. These numbers tell you on what page Matthew begins in your Bible!

On what page number does Matthew begin in your Bible?



\_\_\_\_\_

-----

\_\_\_\_\_

**Note to Teacher:** → Please give assistance as necessary with finding specific passages.

Your next challenge is to find the Book of Matthew by finding that page number.

Wow, good job finding Matthew!

Write the first three words you see written in the Book of Matthew.

---

---

---

---

---

---

---

---

---

---

You are learning how to use your Bible. It might seem difficult now, but with practice, it will get a lot easier!



I am so happy we're learning how to find verses in the Bible! Pretty soon, I'll be able to read along in my own Bible at church! -Sarah



# ANSWER KEY

## Lesson 1, Day 3

1. wise

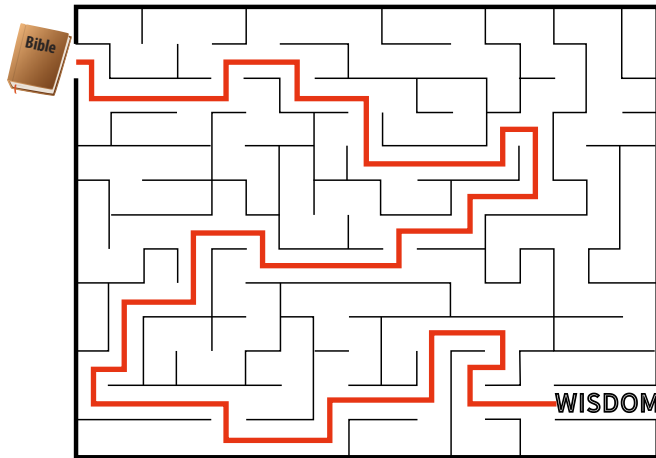
## Lesson 1, Day 6

1. Like newborn babies, long for the pure milk of the word, so that by it you may grow in respect to salvation. 1 Peter 2:2

## Lesson 1, Day 8

1. babies, milk, word, you, grow

## Lesson 2, Day 13



## Lesson 2, Day 15

1. Jesus

## Lesson 2, Day 16

1. How very rich are God's wisdom and knowledge! How He judges is more than we can understand! The way He deals with people is more than we can know! Romans 11:33; NIRV

## Lesson 2, Day 18


G	O	D	Z	P	S	Q	H	C	T	W	H
V	U	N	V	L	J	P	Y	K	N	O	W
Z	M	Z	G	W	X	O	W	L	R	S	Q
R	M	I	X	I	J	B	S	K	W	E	G
Y	L	N	A	S	K	V	F	G	R	D	D
Y	S	D	R	E	M	A	M	V	C	X	Q
Y	O	X	H	U	M	B	L	E	I	A	R

1. rich, wisdom, more, way, people

## Lesson 2, Day 20

1. humble
2. wise

## Lesson 3, Day 21



## Lesson 3, Day 23

1. Savior

## Lesson 3, Day 25

1. Jesus

## Lesson 3, Day 26

1. The generous man will be prosperous, and he who waters will himself be watered. Proverbs 11:25

## Lesson 3, Day 28

1. generous, man, he, will, be

## Lesson 4, Day 33

H	J	G	V	K	D	O	G	W	J	N	Y
R	E	O	S	A	V	I	O	R	E	E	N
C	S	S	I	A	L	I	F	B	P	W	L
N	U	P	K	B	C	O	N	F	E	S	S
S	S	E	Q	H	M	U	F	C	X	O	G
B	E	L	I	E	V	E	E	G	M	D	O
Z	T	A	J	F	O	R	G	I	V	E	D

## Lesson 4, Day 35

1. eternal life

