

# PRACTICE MAKES PERFECT

level 5

practice  
sheets  
& quizzes



**MASTERBOOKS®**  
— CURRICULUM —



**Author:** Angela O'Dell

**Master Books Creative Team:**

**Editor:** Craig Froman

**Design:** Terry White

**Cover Design:**  
Diana Bogardus

**Copy Editors:**  
Judy Lewis  
Willow Meek

**Curriculum Review:**  
Laura Welch  
Diana Bogardus

First printing: November 2022

Copyright © 2022 by Angela O'Dell and Master Books®. All rights reserved. No part of this book may be reproduced, copied, broadcast, stored, or shared in any form whatsoever without written permission from the publisher, except in the case of brief quotations in articles and reviews. For information write:

Master Books, P.O. Box 726, Green Forest, AR 72638

Master Books® is a division of the New Leaf Publishing Group, Inc.

ISBN: 978-1-68344-220-2

ISBN: 978-1-61458-825-2 (digital)

Images are from [gettyimage.com](http://gettyimage.com), [istock.com](http://istock.com), and [shutterstock.com](http://shutterstock.com).

Printed in the United States of America

Please visit our website for other great titles:

[www.masterbooks.com](http://www.masterbooks.com)



Permission is granted for copies of reproducible pages from this text to be made for use with immediate family members living in the same household. However, no part of this book may be reproduced, copied, broadcast, stored, or shared in any form beyond this use. Permission for any other use of the material must be requested by email from the publisher at [info@nlpg.com](mailto:info@nlpg.com).



**Author Bio:**

As a homeschooling mom and author, **Angela O'Dell** embraces many aspects of the Charlotte Mason method yet knows that modern children need an education that fits the needs of this generation. Based upon her foundational belief in a living God for a living education, she has worked to bring a curriculum that will reach deep into the heart of home-educated children and their families. She has written over 20 books, including her history series and her math series. Angela's goal is to bring materials that teach and train hearts and minds to find the answers for our generation in the never-changing truth of God and His Word.

# Scope and Sequence

Welcome to <i>Practice Makes Perfect Level 5</i> .....	4
--	---

## Worksheet Section

Lesson 1: Review of All Addition and Subtraction .....	7
Lesson 2: Review of All Multiplication and Division .....	15
Lesson 3: Review of All Geometry .....	23
Lesson 4: Review of All Measurement .....	27
Lesson 5: Review of All Fractional Concepts.....	33
Lesson 6: Review of All Decimal Concepts.....	39
Lesson 7: 10, 100, 1,000 (multiplying/dividing) .....	43
Lesson 8: Introduction to 2 Digit Divisors.....	49
Lesson 9: More Work with Division.....	57
Lesson 10: Three Ways of Division/Remainders as Fractions .....	63
Lesson 11: Review! .....	69
Lesson 12: Factoring.....	77
Lesson 13: Common Factors, Greatest Common Factor, and Reducing Fractions.....	83
Lesson 14: Proper and Improper Fractions.....	89
Lesson 15: Changing Improper Fractions.....	95
Lesson 16: Sums Containing Improper Fractions.....	101
Lesson 17: Least Common Multiples.....	107
Lesson 18: Least Common Multiples/Finding a Common Denominator (Part 1).....	113
Lesson 19: Least Common Multiples/Finding a Common Denominator (Part 2).....	119
Lesson 20: Adding Fractions and Mixed Numbers with Uncommon Denominators .....	125
Lesson 21: Subtracting Fractions and Mixed Numbers with Uncommon Denominators .....	131
Lesson 22: Adding and Subtracting Mixed Numbers with Common Denominators.....	137
Lesson 23: Adding Mixed Numbers with Uncommon Denominators .....	143
Lesson 24: Subtracting Mixed Numbers with Uncommon Denominators .....	147
Lesson 25: Review! .....	153
Lesson 26: Multiplying Fractions .....	161
Lesson 27: Divisibility Rules and Dividing Fractions .....	167
Lesson 28: Multiplying Decimals .....	173
Lesson 29: Dividing Decimals .....	179
Lesson 30: Making Change .....	185

## Quiz Section

Quiz 1: Take after Lesson 8.....	193
Quiz 2: Take after Lesson 15.....	195
Quiz 3: Take after Lesson 21.....	197
Quiz 4: Take after Lesson 30.....	199

## Solutions Manual

Worksheet Solutions .....	201
Quiz Solutions.....	245

# Welcome to *Practice Makes Perfect Level 5*

Please carefully read through the following sections on how and when to use this optional *Math Lessons for a Living Education* supplemental product. It is necessary to have the main student book in order to complete these pages.

## **How to Implement *Practice Makes Perfect***

- After your student finishes with their lesson activity in their *Math Lessons* curriculum workbook, you, the parent, may decide to have them complete a little more practice. Choose activity pages based on the individual need of your student. If they need more practice or they would like to do more activity sheets, simply give them the page which meets their need.
- There are four quarterly quizzes included in each level of *Practice Makes Perfect*. Please remember, these are not mandatory.

## **The Purpose and Goals of *Practice Makes Perfect***

- These extra practice pages are a resource for when a little extra practice is needed or wanted, and to give the families using the *Math Lessons for a Living Education* curriculum series helpful support in the form of four quarterly quizzes, which they can keep for their written records when such records are required by their state's educational laws.

## **Goals, Tips, and Focus for Review Lessons 31–36:**

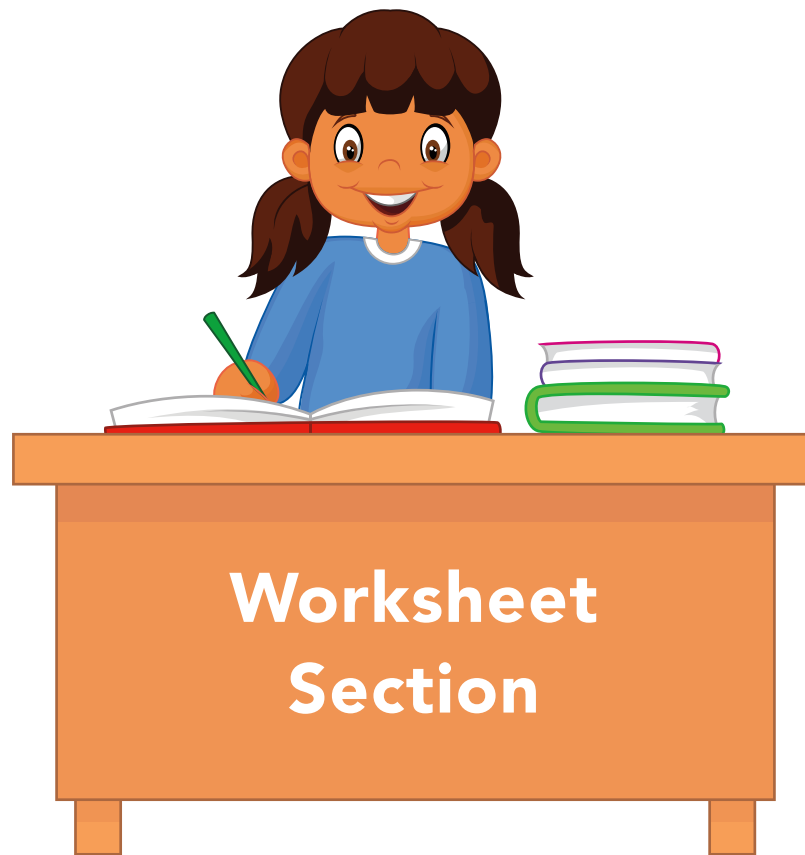
Lessons 31–36 are focused review lessons for the major concepts taught in this level of *Math Lessons for a Living Education*. Because these lessons are already focused reviews, there are no extra review pages in this *Practice Makes Perfect*. The goal for these lessons is for you, the parent, to be able to ensure your student has a good mastery of the concepts.

## **How to make the most of the reviews:**

As your child works through each of these review lessons, take the time to watch them interact with the concepts. Watch carefully how they interact with any manipulatives, the confidence they use when presenting any show-and-tell projects, and their ability to orally narrate their understanding of any and all of the concepts reviewed in these lessons. After they are finished with these review lessons, you have the option of having them complete the Quarter 4 Quiz.

## **Supply List**

The following supplies are needed for completing these activities: crayons, scissors, printer or construction paper, and markers.



**Worksheet  
Section**

Let's get started!



*Photo by Natty*

Name \_\_\_\_\_

## Review of All Addition and Subtraction

In this book you are going to be embarking on the adventure of using mathematical concepts in ways that might be new to you. Did you know that your attitude helps determine your outcome? Even if what you try doesn't work out the way you want it to, if you have a good attitude, you will learn from your experience.

Maybe math is one of those things you struggle with. If it is, try your best, and do all you can to be successful. We'll start by learning some activities that you can do any time you are starting to feel fuzzy-brained or distracted. These will help you to regain focus and think more clearly!

- Stand up and do 5 jumping jacks. Each time your hands come up, say your name!
- Now march in place, raising each knee up high. As it comes up, touch it with your opposite hand. Do this 15 times. (This encourages your brain hemispheres to communicate with each other better!)
- Next, place your feet shoulder-width apart and hold your arms straight out on either side. From the waist, bend down and touch your toe with your opposite hand while keeping the other hand straight out. Stand back up and do the other side. Do this 5 times on each side of your body.
- Lastly, hop on one foot and then the other, back and forth. As you hop, count by 100s. "100, 200, 300, ..." Don't stop until you reach 1,000.

Great job!



Name \_\_\_\_\_

Solve the missing number addition problems and match them to the correct subtraction equation.  
Explain to your teacher the relationship between the concepts of addition and subtraction.

$4 + \underline{\quad} = 11$

$8 + \underline{\quad} = 18$

$3 + \underline{\quad} = 9$

$5 + \underline{\quad} = 15$

$9 + \underline{\quad} = 18$

$10 + \underline{\quad} = 30$

$11 + \underline{\quad} = 22$

$2 + \underline{\quad} = 10$

$15 + \underline{\quad} = 20$

$6 + \underline{\quad} = 14$

$7 + \underline{\quad} = 18$

$9 - 3 = 6$

$11 - 7 = 4$

$18 - 8 = 10$

$30 - 10 = 20$

$22 - 11 = 11$

$18 - 9 = 9$

$15 - 10 = 5$

$18 - 7 = 11$

$14 - 6 = 8$

$20 - 5 = 15$

$10 - 2 = 8$





Blank for coloring purposes.

Name \_\_\_\_\_

Today you are going to practice arranging the steps of the process of solving word problems in the correct order. Cut out each section below. Arrange the sections to put the steps in order. Narrate to your teacher everything you know about solving word problems.



Determine which operation is needed.




Circle important info that will help you find the answer.



Solve and check your answer.



Ask "What is the question?"



Read the problem carefully.



Blank for cutting purposes.

Name \_\_\_\_\_

Mixed review.

$$\begin{array}{r} 672 \\ 823 \\ 900 \\ + 12 \\ \hline \end{array}$$

$$\begin{array}{r} 934 \\ 612 \\ 888 \\ + 170 \\ \hline \end{array}$$

$$\begin{array}{r} 34 \\ 98 \\ 21 \\ + 45 \\ \hline \end{array}$$

$$\begin{array}{r} 568 \\ - 327 \\ \hline \end{array}$$

$$\begin{array}{r} 9,100 \\ - 699 \\ \hline \end{array}$$

$$\begin{array}{r} 12,000 \\ - 844 \\ \hline \end{array}$$

Name \_\_\_\_\_

Mixed review.

$$\begin{array}{r} 84,102 \\ + 41,756 \\ \hline \end{array}$$

$$\begin{array}{r} 23,954 \\ + 12,899 \\ \hline \end{array}$$

$$\begin{array}{r} 76,231 \\ + 95,320 \\ \hline \end{array}$$

$$\begin{array}{r} 45,782 \\ + 34,998 \\ \hline \end{array}$$

$$\begin{array}{r} 23,954 \\ - 12,899 \\ \hline \end{array}$$

$$\begin{array}{r} 16,131 \\ + 65,220 \\ \hline \end{array}$$

$$\begin{array}{r} 45,782 \\ - 34,998 \\ \hline \end{array}$$

$$\begin{array}{r} 100,000 \\ - 38,555 \\ \hline \end{array}$$

$$\begin{array}{r} 23,954 \\ - 12,899 \\ \hline \end{array}$$

$$\begin{array}{r} 31,875,300 \\ + 29,765,000 \\ \hline \end{array}$$

$$\begin{array}{r} 31,875,300 \\ - 29,765,000 \\ \hline \end{array}$$

Name \_\_\_\_\_

**Review of All Multiplication and Division**

Solve the missing number division problems and match them to the correct multiplication fact. Narrate to your teacher the relationship between the concepts of division and multiplication.

$45 \div \underline{\quad} = 9$

$6 \times 3 = 18$

$20 \div \underline{\quad} = 5$

$9 \times 3 = 27$

$90 \div \underline{\quad} = 9$

$3 \times 3 = 9$

$21 \div \underline{\quad} = 3$

$9 \times 2 = 18$

$49 \div \underline{\quad} = 7$

$4 \times 6 = 24$

$81 \div \underline{\quad} = 9$

$7 \times 7 = 49$

$64 \div \underline{\quad} = 8$

$9 \times 5 = 45$

$15 \div \underline{\quad} = 5$

$9 \times 9 = 81$

$16 \div \underline{\quad} = 4$

$8 \times 8 = 64$

$40 \div \underline{\quad} = 5$

$4 \times 5 = 20$

$27 \div \underline{\quad} = 9$

$3 \times 5 = 15$

$9 \div \underline{\quad} = 3$

$9 \times 10 = 90$

$18 \div \underline{\quad} = 9$

$7 \times 3 = 21$

$18 \div \underline{\quad} = 6$

$4 \times 4 = 16$

$24 \div \underline{\quad} = 4$

$8 \times 5 = 40$

Name \_\_\_\_\_

Fill in the missing number.

$8 \times \underline{\quad} = 24$

$12 \times \underline{\quad} = 120$

$7 \times 9 = \underline{\quad}$

$8 \times 7 = \underline{\quad}$

$\underline{\quad} \times 10 = 110$

$8 \times 9 = \underline{\quad}$

$\underline{\quad} \times 4 = 28$

$9 \times \underline{\quad} = 45$

$9 \times \underline{\quad} = 81$

$6 \times \underline{\quad} = 48$

 $\underline{\quad}, 6, 9, \underline{\quad}, 15, 18, 21, \underline{\quad}, 27, \underline{\quad}$  $\underline{\quad}, 12, 18, \underline{\quad}, 30, 36, 42, \underline{\quad}, 54, \underline{\quad}$



Name \_\_\_\_\_

More practice with long division. Work through each of the problems carefully. Narrate to your teacher each step as you complete them.

2	8	,	2	6	4

5	1	,	5	7	3

9	6	,	2	3	0

3	5	,	2	3	6

Name \_\_\_\_\_

Fill out the multiplication grid.

$\times$	1	2	3	4	5	6	7	8	9	10	11	12
8												
9												
10												
11												
12												

Name \_\_\_\_\_

More practice with addition and subtraction.

$$\begin{array}{r} 34,678 \\ 20,129 \\ + \quad 333 \\ \hline \end{array}$$

$$\begin{array}{r} 72,900 \\ 19,132 \\ + 6,599 \\ \hline \end{array}$$

$$\begin{array}{r} 45,290 \\ - 19,398 \\ \hline \end{array}$$

$$\begin{array}{r} 65,410 \\ - 54,310 \\ \hline \end{array}$$

Name \_\_\_\_\_

Complete each multiplication sentence, then color in the butterfly with the correct color from your answer.



5



6



7



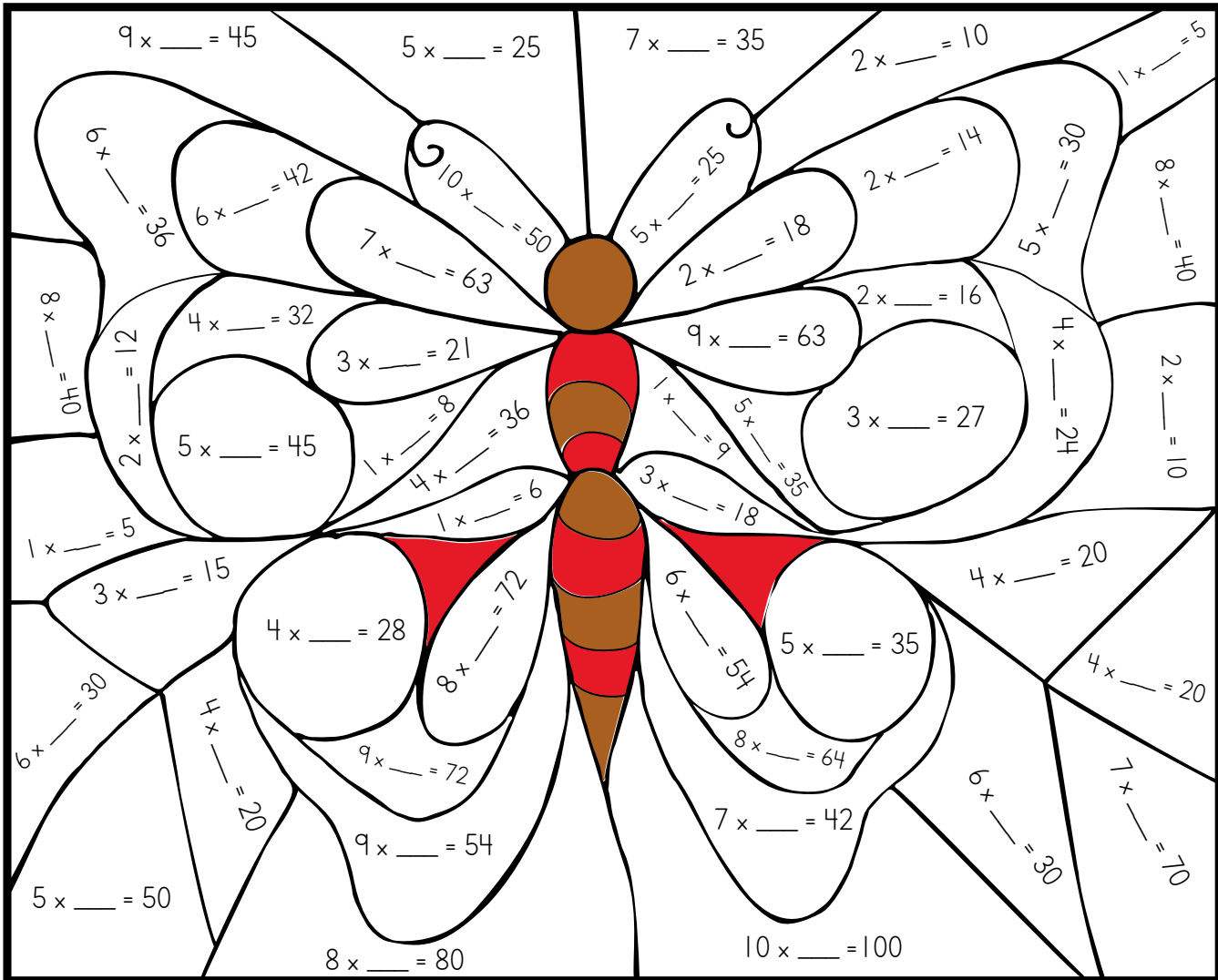
8



9



10



Name \_\_\_\_\_

Let's practice long division. Narrate to your teacher the steps of long division. Think about how you might use this type of problem in real life and tell your teacher about it.

5	6	,	7	0 0

6	3	,	9	2 3

4	9	,	4	3 2

5	5	,	2	0 5

Name \_\_\_\_\_

**Word Problems**

Write your own word problems and solve them. Narrate to your teacher the steps of solving an addition word problem and a subtraction word problem.

My addition word problems...

1.

2.

My subtraction word problems...

1.

2.

Gather these materials for the next exercise:

- 21 index cards cut neatly in half
- Markers, colored pencils, or crayons
- Ruler


Name \_\_\_\_\_

## Review of All Geometry

Sometimes it can be difficult to remember hard-to-pronounce names. In the next two exercises, you will be creating a geometry match-up memory game. You will need the materials listed at the end of the last exercise.

Directions:

- On 11 index cards, write: heptagon, rectangle, pentagon, triangle, hexagon, octagon, nonagon, vertices, cylinder, perpendicular, and parallel.
- On 11 more index cards, draw a picture depicting an example of each of the terms you wrote.
- Note that the back side of all cards will remain blank.
- To play, shuffle all of the cards together and flip them over so the blank side is facing up.
- With another player, take turns flipping two cards up. If the cards match the term and the picture, keep them. If they do not, flip them back over and continue playing.
- The player with the most pairs, wins!



Name \_\_\_\_\_

More practice with addition and subtraction.

$$\begin{array}{r} 43,591 \\ 23,967 \\ + \quad 823 \\ \hline \end{array}$$

$$\begin{array}{r} 912,302 \\ 176,999 \\ + 12,892 \\ \hline \end{array}$$

$$\begin{array}{r} 56,209 \\ - 49,089 \\ \hline \end{array}$$

$$\begin{array}{r} 923,176 \\ - 223,871 \\ \hline \end{array}$$

Multiplication

$$\begin{array}{r} 228 \\ \times 120 \\ \hline \end{array}$$

$$\begin{array}{r} 4,291 \\ \times 82 \\ \hline \end{array}$$

Division

9	9	2	1	0



Name \_\_\_\_\_

Match the shape with its correct name. Fill in the blank with the number of sides each shape has.

pentagon



nonagon



heptagon



triangle



octagon



rectangle



square



hexagon



A heptagon has \_\_\_\_\_ sides.

A hexagon has \_\_\_\_\_ sides.

A rectangle has \_\_\_\_\_ sides.

An octagon has \_\_\_\_\_ sides.

A pentagon has \_\_\_\_\_ sides.

A square has \_\_\_\_\_ sides.

A triangle has \_\_\_\_\_ sides.

A nonagon has \_\_\_\_\_ sides.

Name \_\_\_\_\_

In this practice exercise you are going to create a show-and-tell presentation to show your family everything you have been reviewing and practicing this week.

Write down what you are going to show your family.

- 1.
- 2.
- 3.
- 4.
- 5.

Have someone take a photo of you doing your presentation and tape or paste it here.

YOUR PHOTO HERE

Name \_\_\_\_\_

**Review of All Measurement**

In this practice activity you are going to use what you know about solving word problems to complete a challenge exercise.

First, write down the steps to solve word problems.

- 1.
- 2.
- 3.
- 4.
- 5.

Now, choose one of these measurement facts from *Math 5* Lesson 4 Exercise 1. Circle the one you want to use in your word problem.

5,280 feet = 1 mile

365 days = 1 year

16 ounces = 1 pound

Choose a character for your word problem and write their name on the green lines. Next, write your chosen measurement fact on the orange lines. Write the operation you will use on the blue line. Circle the part of the problem that tells you what operation you will use to solve the problem. Finally, write the equation you used to solve the problem on the red line.

\_\_\_\_\_ knew that there are \_\_\_\_\_ in 1 \_\_\_\_\_.

When \_\_\_\_\_'s mom asked how many \_\_\_\_\_ are in 5

\_\_\_\_\_, \_\_\_\_\_ knew that the answer

could be found by \_\_\_\_\_.

This is how \_\_\_\_\_ found the answer:

\_\_\_\_\_

Name \_\_\_\_\_

More practice with addition and subtraction.

$$\begin{array}{r} 23,190 \\ 73,887 \\ + \quad 524 \\ \hline \end{array}$$

$$\begin{array}{r} 12,372 \\ 174,091 \\ + 10,410 \\ \hline \end{array}$$

$$\begin{array}{r} 59,279 \\ - 29,989 \\ \hline \end{array}$$

$$\begin{array}{r} 915,191 \\ - 243,851 \\ \hline \end{array}$$

Multiplication

$$\begin{array}{r} 938 \\ \times 121 \\ \hline \end{array}$$

$$\begin{array}{r} 4,192 \\ \times 22 \\ \hline \end{array}$$

Division

7	4	,	7	10

Name \_\_\_\_\_

Create whole facts by drawing a line between the matching parts of these measurement facts. Optional challenge: Next to each one, write **L** for liquid measure, **T** for time, **D** for distance, or **W** for weight.

1 gallon

12 inches

1 foot

2 cups

16 ounces

1 hour

60 minutes

2 pints

1 mile

5,280 feet

1 pint

4 quarts

3 feet

1 year

2,000 pounds

60 minutes

1 year

1 yard

1 quart

1 day

12 months

1 pound

1 hour

365 days

24 hours

1 ton

Name \_\_\_\_\_

Fill out the multiplication grid.

×	1	2	3	4	5	6	7	8	9	10	11	12
1												
2												
3												
4												
5												
6												
7												
8												
9												
10												

Name \_\_\_\_\_

Play a Level 1 round of your *Safari Math Game*.

Mixed practice.

$$\begin{array}{r} 23,341 \\ 53,317 \\ + \quad 212 \\ \hline \end{array}$$

$$\begin{array}{r} 615,187 \\ - 141,821 \\ \hline \end{array}$$








$$\begin{array}{r} 139 \\ \times 324 \\ \hline \end{array}$$

4	9	6	5	0

Name \_\_\_\_\_

**Farmer's Market Math**


Create answers for the following word problems based on the farmer's market you are visiting here today.



First, pick a basket of one kind of fruit. Mark the amount you picked on the outside of the basket (anywhere from one to 100).




Second, pick another basket of fruit, and mark that amount on the basket.




Third, add the total fruit from both of your baskets together. How many fruits did you buy total?

$$500 - \quad =$$




Fourth, if all the fruit at the farmer's market added up to 500, and you were first in line, how much fruit would be left for others to purchase after you got your two baskets?

$$\times \quad =$$



Fifth, if you were to multiply your two baskets together, how much fruit would that be?

$$500 \div \quad =$$



Finally, divide the total number of fruit with the total number of fruit you purchased.