

First printing: April 2014

Copyright © 2014 by Earl and Bonita Snellenberger. All rights reserved. No part of this book may be used or reproduced in any manner whatsoever without written permission of the publisher, except in the case of brief quotations in articles and reviews. For information write:

Master Books®, P.O. Box 726, Green Forest, AR 72638

Master Books® is a division of the New Leaf Publishing Group, Inc.

ISBN: 978-0-89051-832-8

Printed in the United States of America

Please visit our website for other great titles:

www.masterbooks.net

For information regarding author interviews,
please contact the publicity department at (870) 438-5288.

MB
Master
Books®

A Division of New Leaf Publishing Group
www.masterbooks.net


NOAH'S ARK COLORS

God created a big world full of beautiful **colors**.

Let us discover those **colors** as we read of Noah's ark.

Color all the things God made in the pages of this book,

Every **color** of the rainbow — soft and bright, and light and dark.



A good man known as Noah built an ark at God's command,

For a great flood was coming that would cover the earth's land.

Noah's family gathered food and took it to the ship —

Good things for them and beasts to eat on their ocean trip.

color



blue

You can make different kinds of blue (light blue or dark blue) by pressing lighter or harder with the same crayon. Or you may have different kinds of blue if you have a large box of crayons.



3.

2.

9.

8.

1.

10.

6.


4.

7.

Connect the dots from 1 to 10.

Blue butterflies flit by **bluebell** flowers under a clear **blue** sky;
While Noah, in a robe of **blue**, stood at the ark's doorway nearby.

color



blue

Noah called to **blue** jays eating **blueberries**, "Please come in my boat
To await the coming flood and go along when we are afloat."

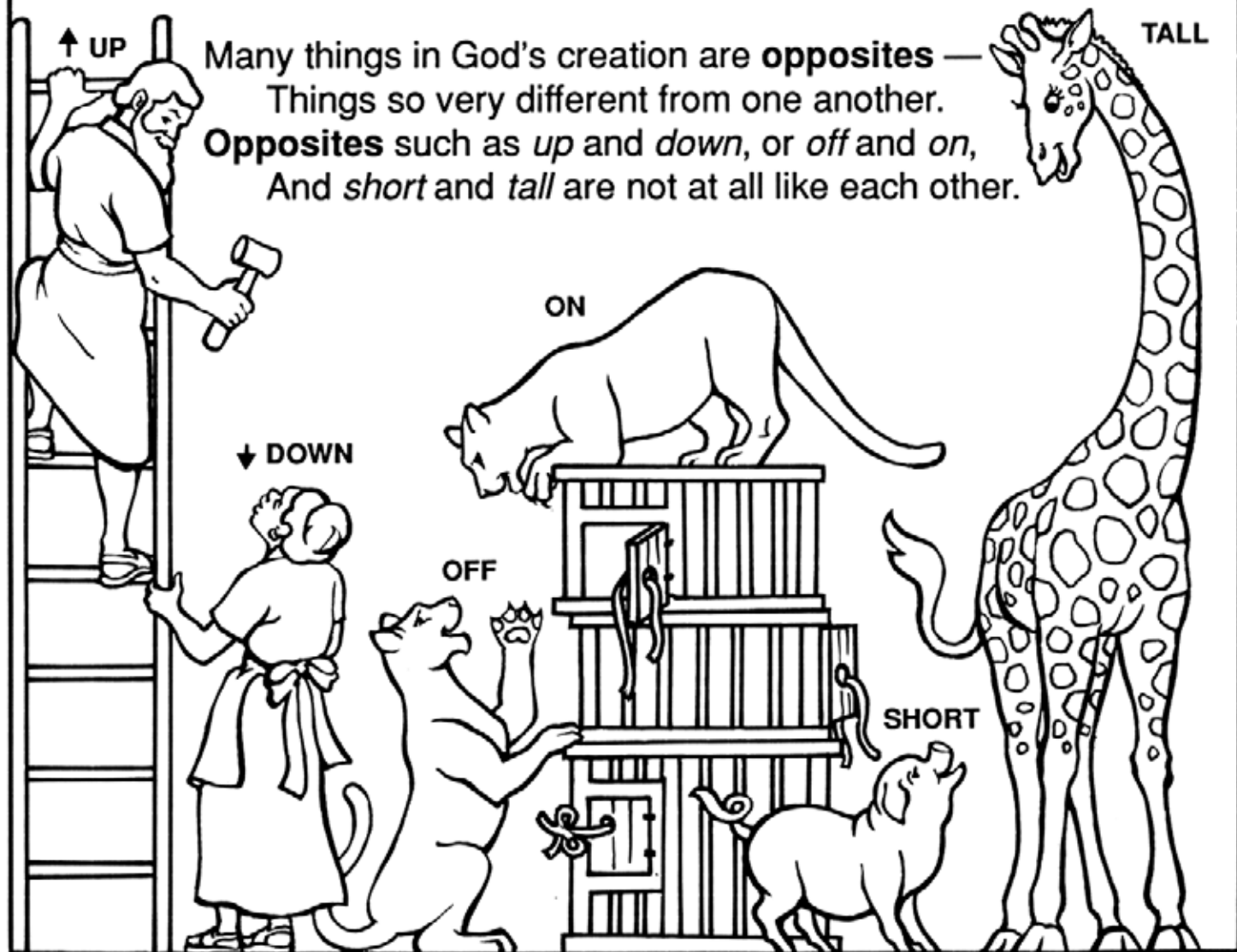
The blue jay's crest, back,
wings, and tail are blue.
Its face and breast are
white.



Noah's wife, in a bright **blue** dress, picked **blueberries** for jam —
To make and take aboard the ark as a treat for their son Ham.

NOAH'S ARK

OPPOSITES




This book on Noah's ark is full of **opposites**.

You'll see they're just not the same if you look.

Opposites are unlike, but they can be fun-like.

You'll find out as you color in this book.

Good and Evil Happy and Sad

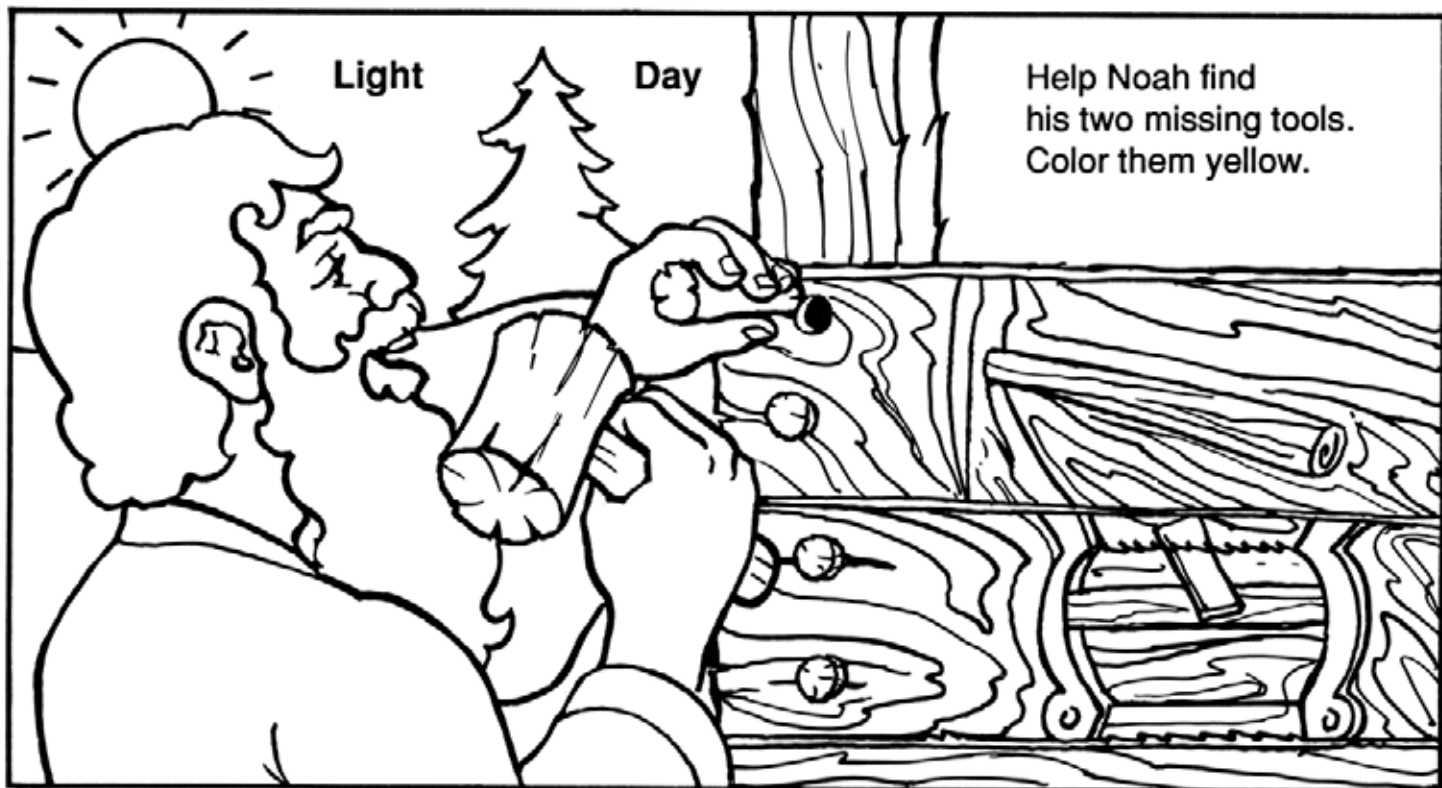


Noah had three sons, Shem, Ham, and Japheth, to help him.

God is so **good**; He commanded Noah to build an ark.

Evil men came to laugh at Noah, they were so bad.

Years later when God sent the flood that covered the whole earth, Noah was **happy**. The wicked men who laughed were **sad**.



All through the **night**, Noah was **asleep**.


Awake through the **day**, Noah worked hard on the ark

He sawed and hammered while it was **light**,


Then said his prayers and went to bed when it was **dark**.

NOAH'S ARK SHAPES

In days of old, God thought to send a worldwide great flood
To destroy a sinful earth He could no longer abide.
Then a good man named Noah built a big boat, an ark,
Where his family and animals would be safe inside.




Everything God created has its own special **shape**.
People make things with different **shapes**, too.
This book about Noah's ark is full of many **shapes**.
You'll know the **shapes** by name when you are through.




circle

A circle is perfectly round in shape.

The moon was a bright **circle** in the sky
When Noah said his prayers to God at night.
Noah thanked God for his many blessings,
And good Noah found favor in God's sight.



There are ten complete
circles in this picture.
Can you find them all?

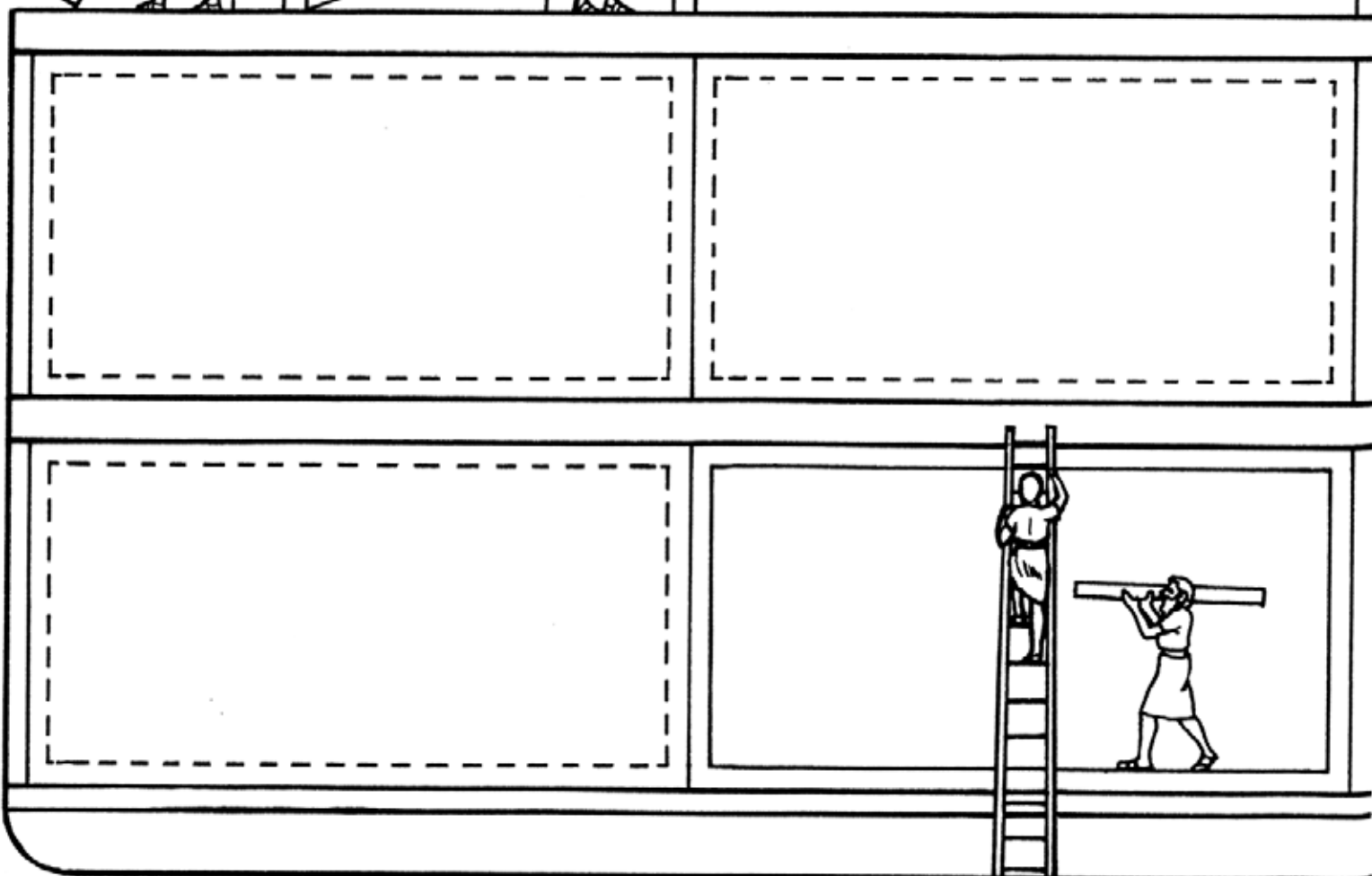
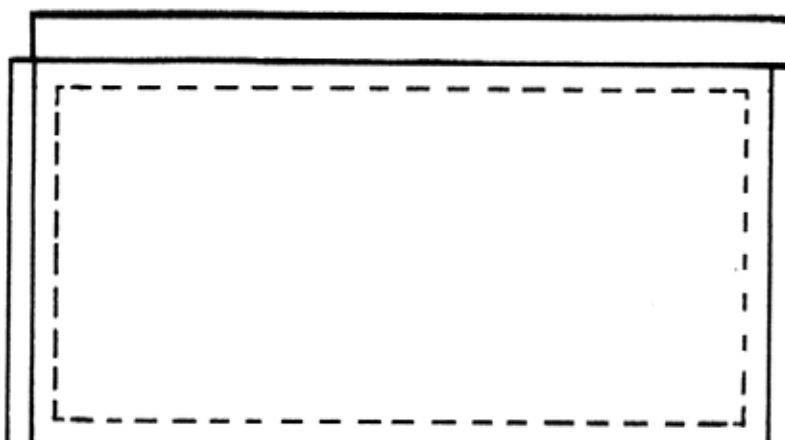
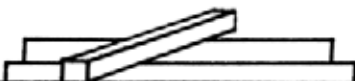


rectangle

A rectangle has two long sides and two short sides.

Rectangle after rectangle, three stories high,
The four strong men built the ark's wooden frame.
With two beams standing up and two more on their sides,
Each one of the **rectangles** was the same.

Trace the **rectangles**
on these two pages
to help finish the drawings.
Then color the pages.



NOAH'S ARK NUMBERS

one

man
named
Noah

two

poly,
poly
pandas

three

sons
had
Noah




Once long ago lived a good man named Noah —
Saved when the flood destroyed a world of wicked men.
Learn about Noah and learn about numbers.
Color this book's pictures and count from **one** to **ten**.

1
TRACE PRINT

one

TRACE PRINT

The **one** true God who created a good and perfect earth
Was sad to see it full of sin and pain.
He decided to destroy the earth with a worldwide flood
From fountains deep and days and days of rain.



2



TRACE

PRINT

two



TRACE

PRINT

Two people, Noah and his faithful wife —
A good father and mother of a fine family —
Made plans for the ark just as God wanted
With room for beasts, **two-by-two**, to join them on the sea.

Color by number:


1 - Brown

2 - Yellow



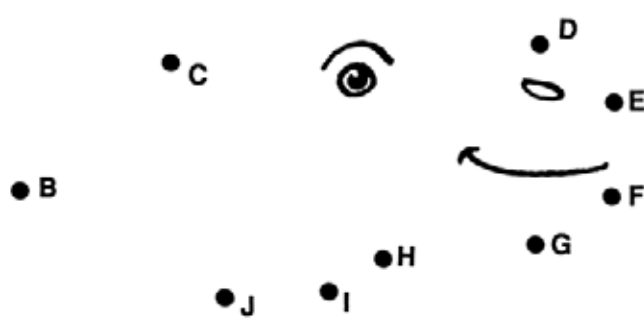
NOAH'S ARK

ALPHABET



To escape the waves of the great flood that was coming,
Noah built a boat to float upon the stormy sea.
Then God sent two of every animal to join him —
Animals for each alphabet letter **A** to **Z**.



Antelope



PRINT



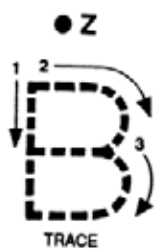
PRINT



Finish the two behemoths by drawing from A to Z. Then color the page.

B

ehemoth



PRINT



PRINT

Antelopes heard the voice of God calling,
 "Come to the ark, male and female, by the pair."
 Two young behemoths also heard God's call,
 "Come couples to the ark, and find safety there."

Camel

Count the humps on the two camels' backs. Circle the total number of humps.

2 3 4 5




TRACE

PRINT



TRACE

PRINT



Donkey



TRACE

PRINT



TRACE


PRINT

Lumpy, humped camels lumbered from the flatlands.
Traveling all day and on into the dark.
Long-eared donkeys trotted down lone mountain trails,
Sure-footed, following God's voice to the ark.

NOAH'S ARK

BASIC SKILLS

Long ages ago, God told a man named Noah
To build a big ark for animals and his family.
For a great flood would someday destroy the whole earth,
But they would be safe inside the ship on the stormy sea.



There are many fun things to do in this book
As you read of Noah's ark and long ago ages.
Use pencil and crayons to help build the ark,
And learn **school skills** as you color all of the pages.



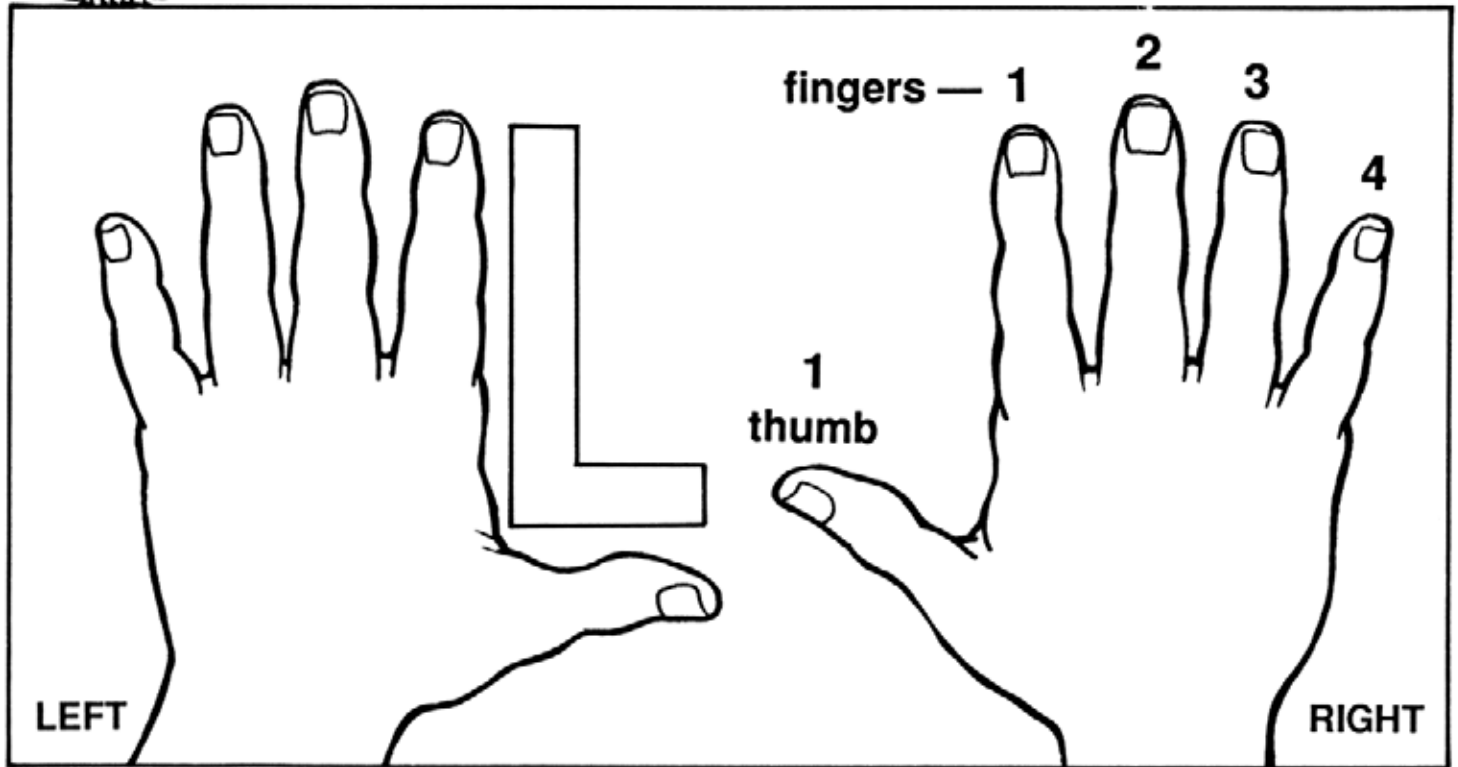
LEFT HAND AND RIGHT HAND

God gave you two hands, a **left** hand and a **right** hand.

Each hand has four fingers and one thumb.

Always use your hands to be busy as the bees.

As they work, the bees happily hum.



When you look at your **left** hand, it makes a big **L**

Between your thumb and first finger.

Remember — this **L** stands for **L**eft, not **r**ight.

Long in your thoughts may this linger.




The life of honeybees is a good one,

Busy doing God's will to fill the sweet honeycomb.


Like the honeybees, Noah's life was good.

At God's will, he built the ark; it became his safe home.

Noah will need many trees for wood to build the ark.
Help by tracing lines for tree trunks. Then color the bark.



Trace over the dotted lines to finish the tree trunks.



Draw trunks on these trees by yourself.

PRACTICING STRAIGHT DOWN LINES

As you see how Noah, God did bless — you'll learn **writing readiness**.
Trace the lines from the leaves down to the ground to draw tree trunks. Color
the leaves green. Color the tree bark brown.