

PE2006-M Safety isolation transformer



Characteristics:

1. Vacuum epoxy resin encapsulated, 100°C /6 hours high temperature aging, long working life 20 years and with high dielectric strength.
2. High quality Z11 silicon steel sheet, low temperature rise, high efficiency.
3. PBT engineering plastic, environmental protection, flame retardant, 120 degrees no deformation.
4. Reasonable structure, convenient installation, low noise, strong seismic, sealed waterproof, moisture-proof.



Technical index:

- Mounting type: PCB
 Flame resistance : UL94-V0
 Insulation class: B
 Operation temperature: -30°C~+70°C
 Work frequency: 50Hz~60Hz
 Dielectric strength: Pri/Sec. 3.75KV 50Hz 1min 5mA,
 Sec/Sec 500V 50Hz 1min 5mA

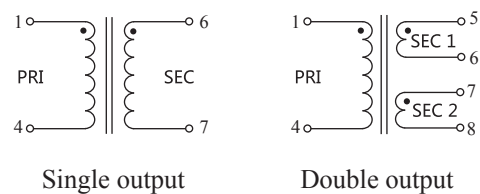
Electrical parameters: (The following parameters are typical values and actual values will be subject to product testing)

Primary voltage	110/220/230	V
Primary voltage range	±10	%
Voltage regulation	≤44	%
Power	0.35	VA
Temperature rising	≤21	°C
No-load loss	≤0.15	W
Weight	24	g

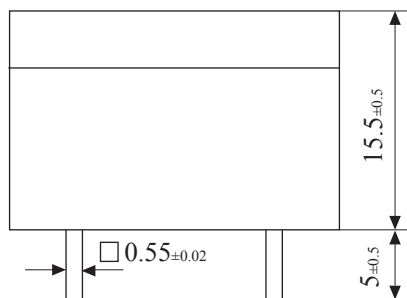
Standard output parameter table: (Factory test is based on the full-load voltage)

Secondary voltage		Secondary no-load voltage		Secondary full-load current	
Single	Double	Single	Double	Single	Double
6V	6V×2	8.5V	9V×2	58mA	29mA×2
7.5V	7.5V×2	12.6V	13.5V×2	47mA	23mA×2
9V	9V×2	14.4V	15.5V×2	39mA	19mA×2
12V	12V×2	19V	19.7V×2	29mA	15mA×2
15V	15V×2	26.1V	25V×2	23mA	12mA×2
18V	18V×2	29V	29V×2	19mA	9.5mA×2
24V	24V×2	36.8V	38V×2	15mA	7.5mA×2

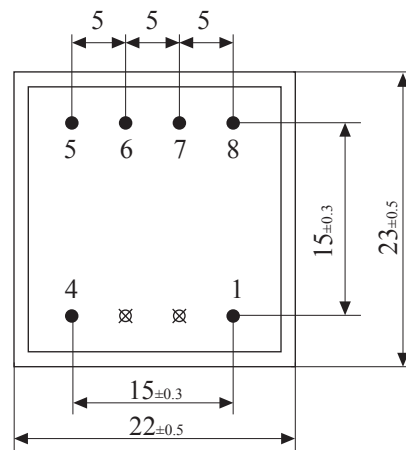
Schematic diagram:



Dimension (in mm±0.5) :



Front view



Bottom view