


LP4820



Characteristic:

1. Epoxy encapsulated process to reduce noise.
2. The iron core adopts welding process, which has strong vibration resistance and durability.
3. Closed magnetic circuit structure design, small magnetic leakage, strong EMI resistance.
4. Wide range of applications: LED lighting, etc.

Product picture : (the printed words are for reference only, subject to the actual product)



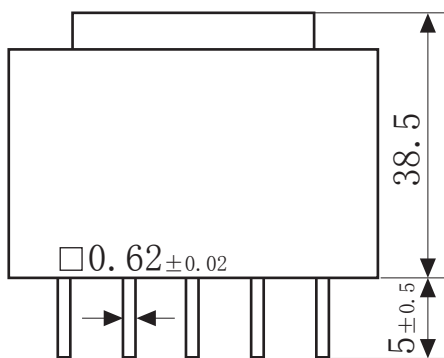
Technical index:

Mounting type: PCB
 Flame resistance: UL94-V0
 Insulation class: Class B
 Operating temperature: $-30^{\circ}\text{C} \sim +70^{\circ}\text{C}$
 Frequency range: 50Hz~60Hz
 Weight: 300g

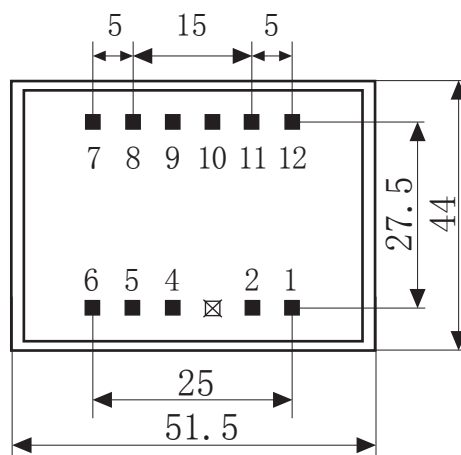
Electrical parameters: (The following parameters are typical values and actual values will be subject to product testing)

Model	Current	Inductance	Pins	Null pins	Number	Schematic diagram
LP4820-8.7-1.0	8.7A	1.0mH	1-2/5-6	4+7+8+9+10+11+12	①	
LP4820-7.8-1.5	7.8A	1.5mH	1-2/7-8	4+5+6+9+10+11+12	②	
LP4820-6.8-2.0	6.8A	2.0mH	1-7	2+4+5+6+8+9+10+11+12	④	
LP4820-5.6-2.5	5.6A	2.5mH	1-6	2+4+5+7+8+9+10+11+12	③	
LP4820-5.5-3.0	5.5A	3.0mH	1-6	2+4+5+7+8+9+10+11+12	③	
LP4820-4.7-3.5	4.7A	3.5mH	1-6	2+4+5+7+8+9+10+11+12	③	
LP4820-4.4-4.0	4.4A	4.0mH	1-6	2+4+5+7+8+9+10+11+12	③	
LP4820-4.4-4.5	4.4A	4.5mH	1-6	2+4+5+7+8+9+10+11+12	③	
LP4820-4.2-5.0	4.2A	5.0mH	1-6	2+4+5+7+8+9+10+11+12	③	
LP4820-3.0-10	3.0A	10mH	1-7	2+4+5+6+8+9+10+11+12	④	
LP4820-2.5-15	2.5A	15mH	1-6	2+4+5+7+8+9+10+11+12	③	
LP4820-2.2-20	2.2A	20mH	1-6	2+4+5+7+8+9+10+11+12	③	

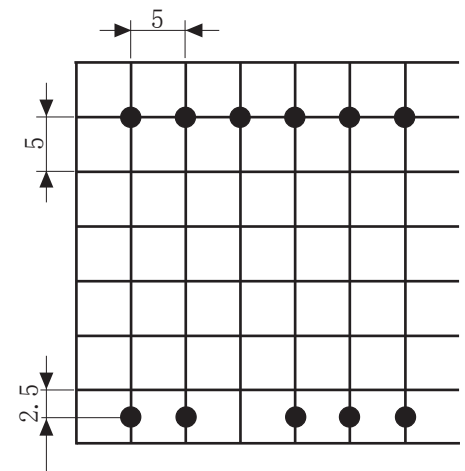
Dimensions (in mm±0.5):



Front view



Bottom view



PCB location instance