



COMPRESSION & POST-SURGICAL COLLECTIONS



866.251.0076 www.wearease.com



Phyllis Keith
Founder and President

Wear Ease, Inc., the leader in “ready to wear” therapeutic torso compression garments, designs products for recovery from surgery and related side effects of lymphedema, edema, and limited mobility. Attractive and comfortable therapeutic compression garments result in longer, uninterrupted wear, which results in faster rehabilitation.

This catalog includes our new Ellen Compression Bodysuit, Style 1020, for torso compression, and our new plus size High Waist Compression Short, style 614. In addition, you will find new sizes and colors in some of our favorites.

We are proud to announce that our Andrea Compression Vest (style 960) won the HME Business new product award for 2019. The first winning product of their new category, Women’s Health Products.

We appreciate hearing from you about your needs and experience. Please send your comments to phyllis@wearease.com.

SEE WHAT SOME OF OUR CUSTOMERS ARE SAYING ABOUT WEAR EASE

“My business, Pretty In Pink Boutique, has been purchasing items from Wear Ease for the past several years. We buy from many Vendors of mastectomy products, and Wear Ease is by far our favorite! They treat customers to the greatest level of customer service and values customers’ input. They frequently ask us to critique and rate product prototypes so they can continue to develop products that are truly needed in the breast cancer community.” - Pamela Ludwig, RN, Founder Pretty in Pink Boutique, Nashville, TN

“I wanted to let you know that I fitted a woman in the Compression T on Saturday and she loved the way it felt! The medium fit her well and gave her the compression she needs under her arm. I’m really excited because her therapist isn’t on my email list and my customer is going back to her this week and will show her the T. Thank you for creating something we’ve never had before!” - Susan, The Comfort Store By Special Addition

“I would like to share some very positive reviews with you on your lymphedema management garments. I have shown multiple therapists the compression bra and all have been very impressed with containment and quality of the bra. They have referred multiple patients to me for purchase. Patients have also been sent to me for capri, bike short, and slimmer garments. Every customer has been very satisfied with their purchase. I am very impressed with the quality and function of your garments. Carrying Wear Ease has definitely separated me from my competition for both therapists and customers. I look forward to a continued partnership with Wear Ease in the future!” - Shawn Hall, Helios Medical Equipment



Style 1020

TABLE OF CONTENTS

COMPRESSION SHAPEWEAR	2
STEP IN • STEP OUT instructions.....	3
Compression T - 915	4
Slimmer - 910	5
Compression Camisole - 912	5
Sydney Bra - 780	6
Crisscross Shaper - 970	6
Compression Crop Top - 785	7
Compression Capri - 611	7
Compression Short - 612	8
High Waist Compression Short - 614	8
Compression Bodysuit - 1000	9
Ellen Compression Bodysuit - 1020	9
COMPRESSION BRA & VESTS	10
Compression Bra - 790/791/792	11
Chest Compression Vest - 796/797	12
Andrea Compression Shirt - 960/962.....	13
Torso Compression Vest - 950/951	14
Men's Compression Vest - 798/799	15
Andrew Shirt - 961/963	15
Men's Torso Compression Vest - 953/954	15
POST-SURGICAL CAMISOLES	16
Beth Camisole - 903/904	16
Dawn Camisole - 900/901	17
New Dawn Camisole - 905/906	17
POST-SURGICAL BRAS	18
Allyson Bra - 750/751/752	18
Grace Bra - 740/741/742	19
Dawn Bra - 700/701/702	19
ACCESSORIES - 400/410/510/514/516	20-21
USING SWELL SPOTS WITH WEAR EASE	22
PRODUCT AND COMPANY INFORMATION	23
MEASUREMENT GUIDELINES	24
PRESCRIPTION FORM	25

Compression Shapewear

BY WEAR EASE®

Compression Shapewear by Wear Ease® designed to meet the needs of women recovering from surgery and side effects of edema and lymphedema. Comfortable and flattering, our body-shaping collection provides just the right amount of support for long term wear and compliance. Great for sleeping, travel and sportswear.

Mild Compression

The level of compression provided by Wear Ease garments depends on individual fit. Wear Ease products are made to fit different shapes and sizes of torsos. A snug and comfortable fit will result in a compression level within the range of 10-16 mmHg.

*Features:

- "Step into" garment designed for ease of donning
- High cut underarms and back targets swelling
- Built-in pockets for prostheses if needed
- Snug enough to hold chip pads and swell spots in place
- Hidden seams and sturdy construction
- UPF 50+ UV Protected
- Comfortable body shaping garments for uninterrupted wear
- Lightweight, supportive & moisture resistant
- Firm fabric for control & compression
- High performance 80% Nylon 20% Spandex fabric, Latex free



Style 915



Style 910



Style 912



Style 970



Style 785



Style 780



Style 611



Style 612



NEW - Style 614



Style 1000



NEW - Style 1020

STEP IN • STEP OUT

WEAR EASE SHAPEWEAR

Donning and doffing our shapewear is simple and painless!

STEP IN



1

Stretch neckline and gather sides of garment.



2

Step in to garment through neckline.



3

If limited balance, sit on a chair or stool - step into garment.



4

Slide garment up over hips.



5

Slip arms in to straps.



6

It's on!

STEP OUT



1

Slip arms out of straps.



2

Slide garment down over hips. If limited balance, sit on a chair or stool.



3

Slide garment down and step out.



Compression T 915

Compression for underarm (axilla), back, chest/breast and abdomen.

This T is specifically designed to provide compression for the entire torso. Great for travel and sportswear.

Style 915 Compression T features:

- Double layer of fabric for comfortable compression
- Snug enough to hold chip pads in place
- Sleeves for additional coverage

*See page 2 for more features.

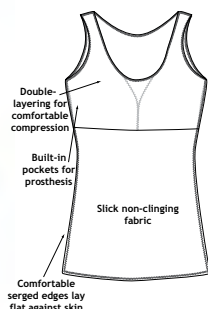
Colors: Black ● Ivory ● White ○

Fitter's notes

- Although this garment is pocketed it may not provide enough support for all breast forms, in which case a bra is required.
- Because this garment has no darts or gathering, it works well for women who do not wear a bra or forms. Also works well for flat chested women, and men.

Size	XS	S	M	L	XL	1X	2X	3X
Bust	34	36	38	40	43	46	49	53
Waist	29	31	34	37	40	43	46	49
Hip	36	38	40	42	45	48	51	54

Size chart is based on actual measurements in inches and not bra size. The fabric has a great deal of stretch that will accommodate adjustments. When determining size go by bust measurement first.



Slimmer 910

Compression for underarm (axilla) back, chest/breast, abdomen.

A nice alternative to a compression bra. The Slimmer provides immediate relief from swelling discomfort caused by breast lymphedema, edema or surgery. Therapists recommend this compression garment for sleeping. Also great for travel and sportswear.

Style 910 Slimmer features:

- Snug fit for consistent and full torso compression
- A-line style that won't ride up
- High cut front, underarms and back

*See page 2 for more features.

Colors: Black ● Navy ● Nude ● White ○

Fitter's Notes for styles 910 & 912

- Although these garments are pocketed they may not provide enough support for all breast forms, in which case a bra is required.
- Also works well for flat chested women, and men.

Size chart for styles 910 & 912

Size	XS	S	M	L	XL	1X	2X	3X
Bust	32	34	36	38	40	43	46	49
Waist	27	29	31	34	37	40	43	46
Hip	34	36	38	40	42	45	48	51

Size chart is based on actual measurements in inches and not bra size. The fabric has a great deal of stretch that will accommodate adjustments. When determining size go by bust measurement first.

Compression Camisole 912

Compression for underarm (axilla), back, chest/breast and abdomen.

Similar to our popular Slimmer, style 910, but with wider, shorter shoulder straps a shorter length and higher fitting arm holes. The variety of beautiful colors make it a "wear alone" camisole for summer and layering.

Style 912 Compression Camisole features:

- Snug fit for consistent and full torso compression
- Good option for the petite figure

*See page 2 for more features.

Colors: Black ● Nude ● Rose Pink ● Teal ●





Sydney Bra 780

Compression for underarm (axilla) and upper back.

The Sydney Bra by Wear Ease® is designed for women to wear as a compression bra. Provides compression for swelling caused by lymphedema, edema or surgery. The wide band support and the surplice style of the bust provides a great bra to wear while managing tissue expanders. Can be worn as a swim top or an activity bra.

Style 780 Sydney Bra features:

- Removable bust cups for additional shape
- Pocketed cups
- Wide band for exceptional support

*See page 2 for more features.

Colors: Black ● Fuchsia ● Nude ● White ○



Size chart for styles 780 & 970

Size	XS	S	M	L	XL	1X	2X	3X
Bust	32	34	36	38	40	43	46	49
Waist	27	29	31	34	37	40	43	46
Hip	34	36	38	40	42	45	48	51

Size chart is based on actual measurements in inches and not bra size. The fabric has a great deal of stretch that will accommodate adjustments. When determining size go by bust measurement first.

Crisscross Shaper 970

Compression for underarm (axilla), back and abdomen.

Our Crisscross Shaper is a pretty alternative to a compression bra. This compression camisole provides relief from swelling. It features a surplice neckline, and a double layer of supportive fabric from the bra line to the bottom front.

Style 970 Crisscross Shaper features:

- Removable bust cups for smoothness and balance
- Criss-cross style flatters the figure
- High cut underarms and back

*See page 2 for more features.

Colors: Black ● Ivory ●





Compression Crop Top 785

Compression for underarm (axilla), upper back and chest/breast.

This top is a short version of our popular Compression T with the addition of a 1 ½" soft band under the bust for support. A good alternative for the woman who may be hard to fit but still needs upper torso compression.

Style 785 Compression Crop Top features:

- Snug enough to hold chip pads in place
- Sleeves for additional coverage

*See page 2 for more features.

Color: Black ● Nude ○

Size	XS	S	M	L	XL	1X	2X	3X
Bust	34	36	38	40	43	46	49	53

Size chart is based on actual measurements in inches and not bra size. The fabric has a great deal of stretch that will accommodate adjustments. When determining size go by bust measurement first.

Compression Capri 611

Compression for waist, abdomen, hips, buttocks, thighs and calves.

Slip into our Compression Capri, style 611, for relief from swelling caused by lymphedema, edema and post-surgical recovery. Wear every day and during physical activity. Comfortable and flattering and provides just the right amount of support for long term wear and compliance.

Style 611 Compression Capri feature:

- Double layer of fabric for comfortable compression
- Hidden seams for no contact with skin

*See page 2 for more features.

Color: Black ● Nude ○



Size	S	M	L	XL	1X	2X	3X	4X
Waist	31-33	34-36	37-39	40-42	43-46	47-50	51-54	55-58
Hip	35-36	37-39	40-42	42-44	45-48	49-52	53-55	56-59



Compression Short 612

Compression for waist, hips, buttocks, and thighs.

Try our compression short for relief from swelling caused by lymphedema, edema and post-surgical recovery. This short provides just the right amount of support and comfort for long term wear and compliance.

Style 612 Compression Short features:

- Double layer of fabric for comfortable compression
- Hidden seams for no contact with skin

*See page 2 for more features.

Color: Black ●

Size	S	M	L	XL	1X	2X	3X	4X
Waist	31-33	34-36	37-39	40-42	43-46	47-50	51-54	55-58
Hip	35-36	37-39	40-42	42-44	45-48	49-52	53-55	56-59



High Waist Compression Short 614

PLUS SIZE BY WEAR EASE®

Compression for waist, hips, buttocks, and thighs.

Try our compression short for relief from swelling caused by lymphedema, edema and post-surgical recovery. This short provides just the right amount of support and comfort for long term wear and compliance.

Style 614 Compression Short features:

- Provides compression for high waist, lower back, abdomen, hips, buttocks and thighs
- High performance fabric with superior four-way stretch for support
- Extra room in the rise to accommodate fuller figures
- 2" reinforced waist band secures the shorts in place
- Reinforced seams between layers of fabric for durability

*See page 2 for more features.

Color: Black ●

Size	XL	1X	2X	3X	4X
Waist	40-44	44-48	48-54	54-60	60-66
Hip	48-52	52-58	58-64	64-70	70-76
Mid-Thigh	21-25	25-28	28-31	31-36	36-40
Front Rise	15½	16	16½	17	18
Back Rise	17	19	20	21	22
Outseam	23¾	24¼	25	25¾	26¼

Compression Bodysuit 1000

Compression for underarm (axilla), arm, chest/breast, shoulder, back, and abdomen.

A wonderful compression garment for total torso coverage for a variety of procedures. Same great fabric, providing support and comfort, but a whole new design. Take our popular Compression T, style 915, and add a $\frac{3}{4}$ sleeve and a panty with a snap crotch.

Style 1000 Compression Bodysuit features:

- Will not ride or roll up
- Comfortable $\frac{3}{4}$ sleeves
- Snap crotch opening
- Pocketed

*See page 2 for more features.

Color: Black ●

Size chart for styles 1000 & 1020

Size	S	M	L	XL	1X	2X	3X
Bust	34	36	38	40	43	46	49
Waist	29	31	34	37	40	43	46
Hip	36	38	40	42	45	48	51

Size chart is based on actual measurements in inches and not bra size. The fabric has a great deal of stretch that will accommodate adjustments. When determining size go by bust measurement first.



Ellen Compression Bodysuit 1020

NEW!

Compression for underarm (axilla), chest/breast, back, and abdomen.

Our new sleeveless Ellen Compression Bodysuit provides comfortable compression for the total torso. This bodysuit can also be worn with compression shorts and capri for additional abdominal compression.

Style 1020 Ellen Compression Bodysuit features:

- Will not ride or roll up
- Snap crotch opening
- Double layer fabric
- Pocketed

*See page 2 for more features.

Color: Nude ○



Compression Bra and Tops

BY WEAR EASE®

Wear Ease Compression Bra and Tops are ideal for recovery from surgery, edema and lymphedema. Constructed of 4-way stretch power mesh providing excellent fit and compression.

**Features:

- Cushioned front zipper closure
- Adjustable and detachable hook and eye shoulder straps
- Soft "latex free" elastic band encircles torso, provides support and allows attachment of drainage tube pouches (styles 791, 797, 799)
- High cut underarm for maximum compression on the axilla
- Worn comfortably under clothing for 100% compliance

Fabric Content:

- 82% nylon/18% spandex
- Double layer 4-way stretch power mesh
- Latex free



Style 790



Style 796



Style 960



Style 950



Style 951



Style 953



Style 961



Style 798



Compression Bra 790/791/792

Compression for underarm (axilla), breast and back

The Compression Bra by Wear Ease® is designed to provide compression for the upper torso. It provides relief from swelling discomfort caused by lymphedema, edema or surgery. The double layer bra with high sides and built-in slings lifts the bust and provides great coverage for the underarm area (axilla) where fluid tends to collect.

Style 790 Compression Bra features:

- Ready to wear and available in a wide range of sizes
- Cool and soft to the skin
- Inside pockets to hold and keep breast forms in place
- Soft "latex free" elastic band encircles the torso, provides excellent support and allows attachment of drainage tube pouches (style 791)
- Adjustable shoulder straps for ease of fit
- Easy and flattering fit

**See page 10 for more features.

Style 790: Compression Bra

Style 791: 790 + 2 removable drainage tube pouches

Style 792: 791 + 2 fiberfill breast forms

Colors: Black ● Champagne ○ Latte ○ White ○



Bra Strap Extender, Style 400

Designed to add length to the unique adjustable shoulder straps on the Compression Bra.

Size chart for style 790/791/792

Size	XXS	XS	S	SD	M	MD	L	LD	XL	XLD	1X	1XD	2X	3X	4X
Bust (at fullest in inches)	32	34	36	38	38	40	40	42	42	44	46	48	52	58	64

Size chart is based on actual measurements in inches and not bra size. The size chart is meant to be a guideline. The fabric has a great deal of stretch that will accommodate adjustments. When determining size go by bust measurement first.



Women's Compression Vest 796/797

Compression for underarm (axilla), chest/breast, and upper back

Chest Compression Vest by Wear Ease® is designed for compression all around the torso for women with post-surgical discomfort, breast lymphedema or edema. The vest is recommended for women who may need more compression than provided by our Compression Bra, style 790. The 4-way stretch of this power mesh provides the fit and compression for the torso being fitted. This feature makes this garment an ideal solution for bilateral surgery or uneven breasts.

Style 796 Compression Vest features:

- Soft "latex free" band encircles torso, provides support and allows attachment of drainage tube pouches (**style 797**)
- Seamless body contact, inside and out
- High cut underarm for maximum compression on the axilla
- No cups or pockets for prostheses

**See page 10 for more features.

Style 796: Compression Vest

Style 797: 796 + 2 removable drainage tube pouches

Color: White ○



Size chart for style 796/797

Size	XXS	XS	S	M	L	XL	1X	2X	3X
Chest	29-31	31-33	33-35	35-37	37-39	39-41	41-43	43-45	45-47
Band	28-30	30-32	32-34	34-36	36-38	38-40	40-42	42-44	44-46

Size chart is based on actual measurements in inches and not bra size.
The fabric has a great deal of stretch that will accommodate adjustments.

WINNER
of the *HME Business*
New Product Award
in the new category
of Women's Health
Products!



Andrea Shirt 960/962

Compression for underarm (axilla), chest/breast, abdomen, back and hips

A new way to wear compression pads. Sewn in axilla pads eliminate the hassle of keeping pads from moving around. May be purchased with 2 pads or 1 pad (right pad only or left pad only). Or no pads, style 962.

Style 960 Andrea Shirt features:

- Set in sleeves for additional coverage
- Sewn in pads provide compression for lateral chest wall under the axilla
- Unisex

**See page 10 for more features.

Compression with Axilla Pads

Style 960: Both

Style 960R: Right

Style 960L: Left

Style 962: No pads

Color: White ○



Style 960 (inside out)

Size chart for style 960/962

Size	XS	S	M	L	XL	1X	2X	3X	4X
Bust	31-33	33-35	35-37	37-39	39-41	41-44	44-47	47-50	50-53
Waist	33-35	35-37	37-39	39-40	40-42	42-45	45-48	48-51	51-54
Hip	36-38	38-40	40-42	42-44	44-46	46-49	49-52	52-55	55-58

Size chart is based on actual measurements in inches and not bra size. The size chart is meant to be a guideline. The fabric has a great deal of stretch that will accommodate adjustments. When determining size go by bust measurement first.



Torso Compression Vest 950 & 951

Compression for underarm (axilla), chest/breast, waist, abdomen, back and hips.

Our long compression vest is ideal for women or men who need total torso compression. Features include a scoop neck, zipper opening with hook and eye fasteners and placket underneath, and shoulder strap extenders for ease of fit.

Styles 950 & 951 Long Compression Vest

Full Length features:

- Seamless body contact, inside and out
- Full length

**See page 10 for more features.

Color: Black (951) ● White (950) ○

Size chart for style 950 & 951

Size	S	M	L	XL	1X	2X	3X	4X
Bust	33-35	35-37	37-39	39-41	41-44	44-47	47-50	50-53
Waist	35-37	37-39	39-40	40-42	42-45	45-48	48-51	51-54
Hip	38-40	40-42	42-44	44-46	46-49	49-52	52-55	55-58

Size chart is based on actual measurements in inches and not bra size. The size chart is meant to be a guideline. The fabric has a great deal of stretch that will accommodate adjustments. When determining size go by bust measurement first.

Men's Compression Vests and Shirt

Compression for underarm (axilla), chest, and upper back

The Andrew Shirt, the Men's Compression Vest and the Men's Torso Compression Vest by Wear Ease® are designed to provide compression for the chest and upper torso.

Style 798/953/961 features:

- Front zipper with hook & eye
- Adjustable and detachable shoulder straps with hook & eye closure (**style 798/953**)
- Spacer placket underneath the zipper to protect the skin
- Soft "latex free" band encircles torso, for support and for attachment of drainage tube pouches (**style 799**)
- Antimicrobial finish

**See page 10 for more features.



Men's Compression Vest 798/799

Style 798: Compression Vest

Style 799: 798 + 2 removable drainage tube pouches

Color: White ○

Andrew Shirt 961/963

Compression with Axilla Pads

Style 961: Both

Style 961R: Right

Style 961L: Left

Style 963: No pads

Color: White ○



Men's Torso Compression Vest 953/954

Color: Black (954) ● White (953) ○

Size chart for style 798/799, 953/954 & 961/963

Size	XXS	XS	S	M	L	XL	1X	2X	3X	4X
Chest	29-31	31-33	33-35	35-37	37-39	39-41	41-43	43-45	45-47	47-50
Waist	-	-	35-37	37-39	39-40	40-42	42-45	45-48	48-51	51-54
Hip	-	-	38-40	40-42	42-44	44-46	46-49	49-52	52-55	55-58

Size chart is based on actual measurements in inches. The fabric has a great deal of stretch that will accommodate adjustments.

Post-Surgical Camisoles

BY WEAR EASE®

Wear Ease offers a unique style of post-surgical camisoles with built-in support of a shelf bra. Each of our three camisoles has a different donning and fastening method depending on the needs of the patient and the requirements of the surgeon. These camisoles can be worn after a wide range of surgical procedures and treatments, including: mastectomy, lumpectomy, biopsy, breast augmentation, breast reduction, breast reconstruction, radiation treatment and for transition during mastectomy recovery.

Features:

- Built-in shelf bra provides additional under bust support
- Pocketed for breast forms if needed
- Fine, no-pill cotton, 95% cotton, 5% spandex
- Packaged with a pair of detachable drainage tube pouches
- Optional: packaged with a pair of fiberfill breast forms
- Latex free

Fitters notes:

- Inside soft, latex free elastic encircles the entire torso allowing positioning of the removable drainage tube pouches from front, sides or back according to needs. The drainage tube pouches can be removed and the camisole can be worn for leisure wear after surgery, during radiation and recovery.
- If surgery requires more than one pair of pouches, additional pairs can be purchased under part 410.
- Should fit comfortable but not too snug. Need room for holding and hiding the drain pouches.



Beth Camisole 903/904

Beth offers all the features and benefits of a post-surgical bra with the additional security of a camisole.

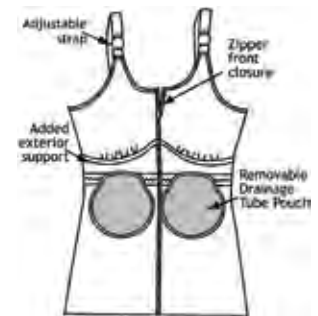
Style 903 Beth Camisole features:

- Soft zipper front closure with protective placket
- Adjustable straps for easy fitting
- Shelf bra provides additional under-bust support
- Two removable drainage tube pouches

Style 903: Camisole with 2 removable drainage tube pouches

Style 904: 903 + 2 fiberfill breast forms

Color: White ○



Size chart for styles 903 & 904

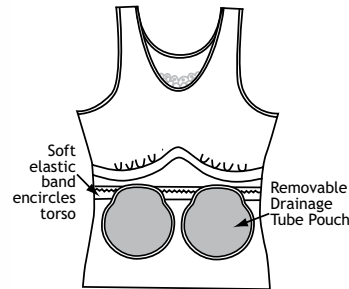
Size	XS	S	M	L	XL	1X	2X	3X	4X
Bust	34	36	38	40	42	45	48	51	54
Waist	26	28	30	32	34	37	40	43	50
Hip	36	38	40	42	44	47	50	53	58

STEP IN • STEP OUT WEAR EASE SHAPEWEAR

See page 3 for instructions.

Dawn Camisole 900/901

Dawn is a post-surgical camisole that does not look surgical. With a little bit of lace and choice of colors (white, nude, black), women appreciate wearing this attractive and supportive top during recovery. Lingerie satin elastic and stretch lace add to the feminine feel. This no-closure camisole is easy to slide on and off.



Style 900/901 Dawn Camisole features:

- Built-in shelf bra for support
- Two color matched removable drainage tube pouches

Style 900: Camisole with 2 removable drainage tube pouches

Style 901: 900 + 2 fiberfill breast forms

Colors: Black ● Nude ○ White ○



Size chart for styles 900/901 & 905/906

Size	XS	S	M	L	XL	1X	2X	3X	4X*
Bust	34	36	38	40	42	45	48	51	54
Waist	26	28	30	32	34	37	40	43	50
Hip	36	38	40	42	44	47	50	53	58

New Dawn*

New Dawn Camisole 905/906

New Dawn Camisole by Wear Ease® is a post-surgical camisole designed with a Velcro® front closure. A good option for women with limited mobility.

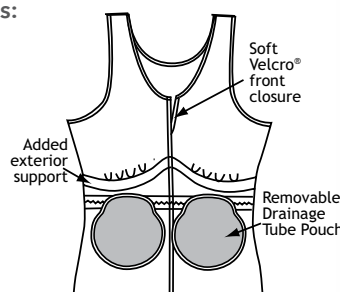
Style 905/906 New Dawn Camisole features:

- Soft Velcro® front closure
- Two removable drainage tube pouches

Style 905: Camisole with 2 removable drainage tube pouches

Style 906: 905 + 2 fiberfill breast forms

Color: White ○



Post-Surgical Bras

BY WEAR EASE®

Wear Ease has designed three uniquely styled post-surgical soft cup bras to meet the needs of women through recovery and transition. All three bras are designed with attractive gathering but with different closures and adjustability. Designed to be worn after a wide range of surgical procedures and treatments, including: Mastectomy, Lumpectomy, Biopsy, Radiation Therapy, Breast Augmentation, Breast Reduction, Breast Reconstruction, and Thoracic Surgery.



Allyson Bra 750/751/752

A supportive bra with zipper front closure and adjustable straps. Comfortable choice to wear during transition, mastectomy recovery, daily wear and as a sleep bra.

Style 750 Allyson Bra features:

- Adjustable shoulder straps for easy fitting
- Wide band for exceptional support
- Pocketed and can be worn as a mastectomy bra

Style 750: Allyson Bra

Style 751: 750 + 2 removable drainage tube pouches

Style 752: 751 + 2 fiberfill breast forms

Colors: Black ● Nude ○ White ○

Size chart for styles 750/751/752

Size	XS	S	M	L	XL	1X	2X	3X
Bust	34	36	38	40	42	45	48	51
Waist	26	28	30	32	34	37	40	43
Hip	36	38	40	42	44	47	50	53





Grace Bra 740/741/742

Grace Post-Surgical Bra by Wear Ease® is a support bra designed for women to wear after a wide range of surgical procedures and treatments. This front closure bra is extremely comfortable and is one of our most popular specialty bras. It is also comfortable for daily wear and as a sleep bra.

Style 740 Grace Bra features:

- Cushioned front zipper closure
- Comfortable and gentle moisture wicking microfiber, 92% polyester, 8% spandex
- Wide band for exceptional support
- Pocketed and can be worn as a mastectomy bra

Style 740: Grace Bra

Style 741: 740 + 2 removable drainage tube pouches

Style 742: 741 + 2 fiberfill breast forms

Colors: Black ● Nude ○ White ○

Size chart for styles 740/741/742 & 700/701/702

Size	XS	S	M	L	XL	1X	2X	3X
Bust	34	36	38	40	42	45	48	51
Waist	26	28	30	32	34	37	40	43
Hip	36	38	40	42	44	47	50	53



Dawn Bra 700/701/702

Dawn Post-Surgical Bra is a support bra designed to “step in”. Styled similarly to a typical sports bra. Comfortable for daily wear and sleeping.

Style 700 Dawn Bra features:

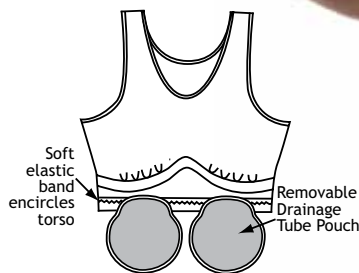
- Wide band for exceptional support
- Pocketed and can be worn as a mastectomy bra

Style 700: Dawn Bra

Style 701: 700 + 2 removable drainage tube pouches

Style 702: 701 + 2 fiberfill breast forms

Colors: Nude ○ White ○



Ideal bra for radiation therapy

Accessories



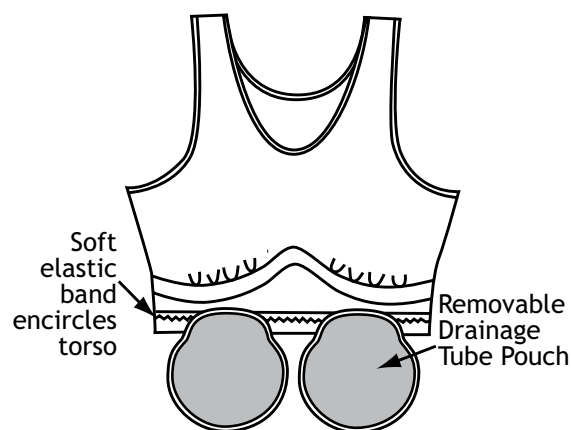
Drain Tube Pouches 410

Drain Tube Pouches by Wear Ease® are designed to anchor and hold the post-surgical drain bulbs needed after breast or chest surgery. Completely adjustable, can be moved to the most convenient position on the torso depending on the needs of the patient, i.e. for sleeping, work or planning on a hug.

Drain Tube Pouch Benefits:

- Eliminates the need for lanyards and pins to hold surgical drains
- Attaches to soft elastic band in Wear Ease® Bras and camisoles
- Helps to control pain by easing stress or pulling on incision
- Convenient and secure
- One size, one pair per package
- Some procedures may require more than one pair

Colors: Black ● Nude ● White ○



Fiberfill Breast Forms 510

Wear Ease fiberfill forms are triangular shaped and may be easily adjusted to any specific size and shape by adding or removing the fiberfill. Constructed of polyester and spandex microfiber, they are filled with 100% hypoallergenic polyester fluff. They may be worn in any Wear Ease Post-Surgical bra or camisole and are soft enough to be worn after surgery. Cool option for summer and leisure wear. Can be worn with oval and triangle bust cups. (See styles 514 and 516)

Fiberfill Breast Form Benefits:

- Restores shape without discomfort
- Provides additional padding over surgical site
- Triangular shape
- Easily adjusted to become any specific size required
- Sold by the pair

Colors: Black ● Nude ● White ○

Sizes: S, M, L



Shoulder Strap Extenders for Compression Bra & Vests 400

The Shoulder Strap Extenders by Wear Ease® are designed to add length to the unique adjustable shoulder straps on the Compression Bra and Compression Vests. 790/796/95X

Shoulder Strap Extenders features:

- Two Shoulder Strap Extenders per package
- Adds 1" to 3" to shoulder straps

Colors: Black ● Nude ● White ○

Bust Cups 514/516

Lightweight fabric-covered oval and triangular shaped molded foam bra cups used to establish symmetry. Can be used to shape fiberfill leisure form, style 510.

Bust Cup Benefits:

- Support for swimwear, dresses & formalwear
- Can be cut to desired shape without fraying
- Can be worn in any Wear Ease Bra or Camisole
- Machine washable & dry cleanable

Colors: Black ● Nude ●

Packaging Options

- 514: 1 pair per pack
- 514Z: 1 dozen (one size per dozen)
- 516: 1 pair per pack
- 516Z: 1 dozen (one size per dozen)



Triangle Bust Cups, Part 514

Sizes:

- | | |
|------------|--------------|
| - 6 (XS-S) | - 12 (XL) |
| - 8 (M) | - 14 (1X) |
| - 10 (L) | - 16 (2X-3X) |



Oval Bust Cups, Part 516

Sizes:

- | | | |
|-------|-------|-------|
| - 30B | - 36B | - 38C |
| - 32B | - 38B | - 40C |
| - 34B | - 36C | - 40D |



People.Health.Care. **SwellSpots™**



Solaris Collection™ Swell Spots and Wear Ease Compression Bras and Camisoles

SwellSpots, part of the Solaris Collection by L&R USA INC., are professionally designed edema and fibrosis pads available in a wide range of versatile shapes and sizes that tuck into compression garments or under compression bandages.

Designed to address swelling and/or fibrosis in the breast and chest region.

Below are some examples of how various swell spots can be used with Wear Ease garments.

Curved Pad

Placed under the arm or inside the bra to aid in reducing swelling. Can be used to direct lymph flow around scars in any areas of the body.



Shown with Wear Ease Compression Bra, Style 790

Circular Pad

Recommended to treat fibrotic tissue on the chest wall due to radiation and or surgical incision scarring.



Shown with Wear Ease Slimmer, Style 910

Kidney Pad

Placed under the arm to aid in reducing the swelling in the underarm area (axilla).



Shown with Wear Ease Compression Crop Top, Style 785

Breast Pad

Inserted under the bra to treat swelling and fibrosis of the breast area due to a lumpectomy or reconstructive surgery.



Shown with Wear Ease Compression Bra, Style 790

Full Bra Pad

Selected for similar use as the SP-16-A above but for front opening bras.



Shown with Wear Ease Compression Bra, Style 790

Lateral Bra Pad

Tucked inside the compression bra pockets, regular bra or camisole to reduce scarring and protect delicate areas from strap pressures.



Shown with Wear Ease Slimmer, Style 910

Oval Pad*

Versatile pad designed for use inside the hand splints, along the ulnar aspect of the forearm, and the groin.



Labia Pad*

Tapered pad designed for the female genital area that can be worn inside or over underwear.



*May be worn with Wear Ease styles 611, 612, 614, 1000 and 1020.

Product and Company Information

Garment Care

Laundry garments according to the care tag attached to the garment. For best results, wash in a lingerie bag. Do not use chlorine bleach or fabric softener. Tumble dry low or hang to dry. When washing the breast forms, remove the fiberfill first. The drain tube pouches can be washed attached to the band of the garment or separately, attached to each other.

Garment Replacement

Wear Ease Compression garments should be replaced every three to six months, depending on wear, to ensure consistent compression levels.

Processing & Shipping

All parcels ship via USPS or FedEx at the discretion of Wear Ease, Inc. Upon request, Wear Ease will overnight, 2nd day or drop ship. For standard orders received before 3pm US Mountain Standard Time Monday through Friday, in-stock items will be processed and shipped that same day. Standard orders for in-stock items received after 3 pm will ship the next business day. We will notify you if an item is out of stock and will take longer than 3 days before shipping. Wear Ease is not responsible for negligent acts by delivery service, including lost, stolen or damaged parcels or weather related shipment delays.

4 WAYS TO ORDER

Online 24/7 - Call to set up.

By email: info@wearease.com

By phone or fax

Phone: 1-866-251-0076

Fax: 1-208-445-0957

(MST) Mon-Fri 8am-5pm

Returns & Exchanges

Our goal is that you are completely satisfied with your order, but in case you need to exchange or return an item we will accept returns and exchanges within 30 days of receipt. We will issue you a credit, less shipping and restocking fees. Please contact customer service at 866-251-0076 or email info@wearease.com to obtain a Return Authorization (RA) number. Due to health reasons, special care needs to be taken when trying on garments. If goods are received soiled, altered, washed, worn or damaged no credit will be given.

Please refer to our website: www.wearease.com for additional details and current updates.

Measurement Guide for Wear Ease Garments

To ensure the best fit of our garments, follow these guidelines to determine correct size.

Bust

Measure at the fullest point of the bust.

Hips

Measure the fullest part of the hips and buttocks.

Waist

Measure at the navel, between the lowest rib and hips, identified by bending the body to one side



Prescription Form

Date _____

Prescriptions for upper body compression and diagnosis of lymphedema in the surgical quadrant.
*Prescriptions for lower body compression.



Wear Ease, Inc.
5491 W Kendall St.
Boise, ID 83706
866.251.0076
www.wear ease.com

Name	Compression T	Slimmer	Crisscross Shaper	Comp. Camisole	Comp. Bodysuit	Ellen Comp. Bodysuit	Sydney Bra	Crop Top	Compression Bra
Style #	915	910	970	912	1000	1020	780	785	790, 791, 792
Shoulder	•				•			•	
Underarm (axilla)	•				•	•	•	•	•
Arm					•				
Breast/Chest	•	•		•	•	•		•	•
Upper Back							•	•	•
Back	•	•	•	•	•	•			
Abdomen	•	•	•	•	•	•			



Name	Chest Comp. Vest	Torso Comp. Vest	Andrea Shirt	*Comp. Capri	*Comp. Short	*High Waist Comp. Short	Chest Comp. Vest	Torso Comp. Vest	Andrew Shirt
Style #	797	950 (w), 951 (b)	960, 962	611	612	614	798, 799	953 (w), 954 (b)	961, 963
Shoulder			•						
Underarm (axilla)	•	•	•				•	•	•
Breast/Chest	•	•	•				•	•	•
Upper Back	•						•		
Back		•	•					•	•
Waist		•	•	•		•		•	•
Abdomen		•	•	•	•	•		•	•
Hips		•	•	•	•	•		•	•
Buttocks				•	•	•			
Thighs				•	•	•			
Calves				•					



Patient Name _____ Date of Birth _____

Dr's Name _____ Dr's Sig _____ NPI# _____

(Dx) _____ Written Description: _____





5491 W. KENDALL ST.
BOISE, ID 83706



WOMEN[™]
OWNED



MADE IN THE USA

866.251.0076

www.wearease.com

10_19_3k