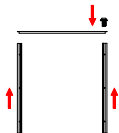



Ceiling Frame Installation

Figure 1



1).Assembling the frame as shown in the figure.

Figure 2



1).Screwing up three frames as picture shown.

Figure 3

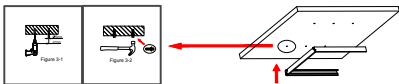
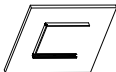


Figure 3-3

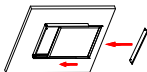
- 1).Marking the hole site on the ceiling according to the hole site of the frames;
- 2).Screw up the frames to the ceiling as shown in the figure.

Figure 4



1) The 3 sides of the frames fixed on the ceiling.

Figure 5



1)Put the panel light into the fixed frame as the figure shown.

Figure 6



1)Screw up the last piece of the frames.