

CORN LIGHT INSTALLATION GUIDE



Can not use the electric generator to test the LED lamp. Please avoid using the led fixture in environment where there is smoke, sulfur, and corrosive substances. But if used in such environment, make sure the led fixture is well protected by an enclosed lampshade whose dimension is no less than below size, and whose material is either glass or semi-glass, semi-metallic. Surface of the lampshade shall not have any covering which prevents heat dissipation.

1.2835 led corn light

Power (W)	30	40	60	80	100	120
Volume (CM)	39*20*20	41*21*21	32*19*19	39*20*20	44*23*23	47*26*26

2.2835 dust-proof led corn light

Power (W)	30	40	60	80	100	120	150
Volume (CM)	34*20*20	38*20*20	42*21*21	42*23*23	44*24*24	44*26*26	47*27*27

3.5630 dust-proof led corn light

Power (W)	27	36	45	54
Volume (CM)	34*20*20	38*20*20	40*20*20	42*21*21

WARNING:

ADDED WEIGHT OF THE DEVICE MAY CAUSE INSTABILITY OF A FREE-STANDING PORTABLE LUMINAIRE. USE ONLY WITH A PORTABLE LUMINAIRE THAT IS PROVIDED WITH A SHADE. THIS LAMP EMPLOYS LIGHT EMITTING DIODE TECHNOLOGY AND UNLIKE TUNGSTEN-HALOGEN LAMPS DOES NOT REQUIRE A BARRIER. LAMP IS SUITABLE FOR OPEN LUMINAIRES. NOT FOR EMERGENCY LIGHTING.

WARNING – RISK OF FIRE OR ELECTRIC SHOCK. LED RETROFIT KIT INSTALLATION REQUIRES KNOWLEDGE OF LUMINAIRES ELECTRICAL SYSTEMS. IF NOT QUALIFIED, DO NOT ATTEMPT INSTALLATION. CONTACT A QUALIFIED ELECTRICIAN. WARNING – RISK OF FIRE OR ELECTRIC SHOCK. INSTALL THIS KIT ONLY IN THE LUMINAIRES THAT HAVE THE CONSTRUCTION FEATURES AND DIMENSIONS SHOWN IN THE PHOTOGRAPHS AND/OR DRAWINGS AND WHERE THE INPUT RATING OF THE RETROFIT KIT DOES NOT EXCEED THE INPUT RATING OF THE LUMINAIRE. WARNING – TO PREVENT WIRING DAMAGE OR ABRASION, DO NOT EXPOSE WIRING TO EDGES OF SHEET METAL OR OTHER SHARP OBJECTS. WARNING – RISK OF FIRE OR ELECTRIC SHOCK. LUMINAIRE WIRING AND ELECTRICAL PARTS MAY BE DAMAGED WHEN DRILLING FOR INSTALLATION OF LED RETROFIT KIT. CHECK FOR ENCLOSED WIRING AND COMPONENTS. DO NOT MAKE OR ALTER ANY OPEN HOLES IN AN ENCLOSURE OF WIRING OR ELECTRICAL COMPONENTS DURING KIT INSTALLATION. THIS RETROFIT KIT IS ACCEPTED AS A COMPONENT OF A LUMINAIRE WHERE THE SUITABILITY OF THE COMBINATION SHALL BE DETERMINED BY AUTHORITIES HAVING JURISDICTION. INSTALLERS SHOULD NOT DISCONNECT EXISTING WIRES FROM LAMPHOLDER TERMINALS TO MAKE 6 CONNECTIONS AT LAMPHOLDER TERMINALS. INSTEAD INSTALLERS SHOULD CUT EXISTING LAMPHOLDER LEADS AWAY FROM THE LAMPHOLDER AND MAKE 6 ELECTRICAL CONNECTIONS TO LAMPHOLDER LEAD WIRES BY EMPLOYING APPLICABLE CONNECTORS. THIS DEVICE IS NOT INTENDED FOR USE WITH EMERGENCY EXITS OR NOT FOR EMERGENCY LIGHTING.

Product features:

- ◆ 360 degree lighting.
- ◆ High lumen efficacy, high CRI.
- ◆ Internal driver, input voltage AC100-277V.
- ◆ New style and high efficient wide-range input.
- ◆ Long lifespan and good heat dissipation.
- ◆ Direct replacement for Metal Halide, easy Installation.
- ◆ Fits many different fixtures to replace traditional lamps.

Application:

Widely used in supermarket, warehouse, garage, home, office, hotel, hospital, school, street, garden etc.

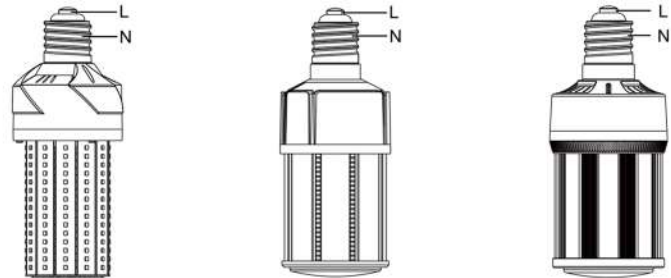
Installation Instructions:

Warning: Please make sure the power is off before installation.

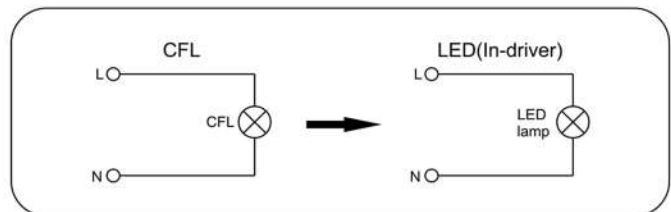
1. Turn off the power switch.
2. Screw off the CFL or MHL or HPS and so on.
3. Take out led corn light and screw on, see Figure (1)(2)(3).

(Note: Pls make sure to take off the ballast before installing led corn light, otherwise the ballast will produce the resonance of high voltage and makes led corn light breakdown.)

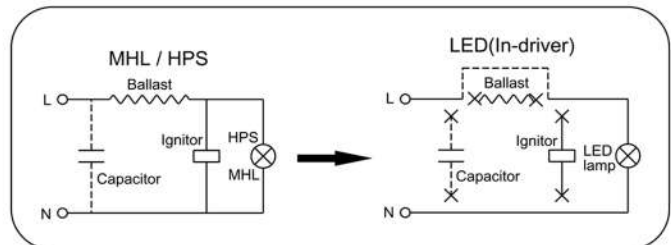
4. Turn on the power switch. (Finished!)



Figure(1)



Figure(2)



Figure(3)



1050 Crown Pointe Parkway Suite 500 Atlanta, GA 30338

404.870.3543

ecoledmart.com

sales@ecoledmart.com