

O R E L I A

LONDON

How To Find Your Ring Size

If you're not sure of your ring size, you're not alone. Simply grab one of your existing rings and use our guide to get your measurement. First, grab a ring with a similar band width and style to the one you'd like to buy and follow these steps...

Step 1 /

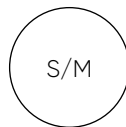
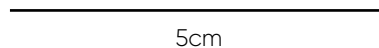
Print this size guide out at 100%, ensuring you've set page scaling to 'none' in the printing dialogue box. You can check the printed size by measuring the line below (it should be 5cm!).

Step 2 /

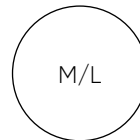
Play around with placing your ring on the circles below, matching the inside edge of the ring to the circle to see which one it matches up with.

Step 3 /

Whichever matches best will be your size, and if it's somewhere in between we'd always suggest opting for a larger size.



16mm



18mm

Alternatively Order One Of Our Complimentary Ring Sizers

Once you receive your free ring sizer please check the dimensions below to see what your nearest Orelia ring size is. [Click here](#) to order your complimentary ring sizer now.

Orelia Ring Size Ring Sizer	S/M 6	M/L 8
Internal Diameter	16mm	18mm
US	6	8
EU	16.5	18
UK Letter	M	Q

That's it, you're ready to stack and style.