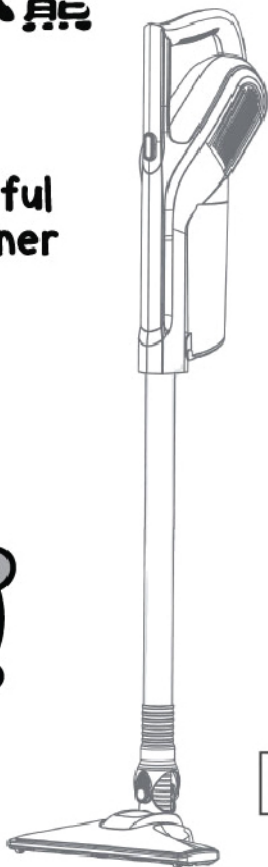


Bear 小熊

2IN1
**Powerful
Vacuum Cleaner**



User Manual
使用说明书

 **SAFETY
MARK**
220464-24

Before using the product, please read the user manual carefully & keep it handy for future reference.
Products made for home use only, do not use for commercial purposes.



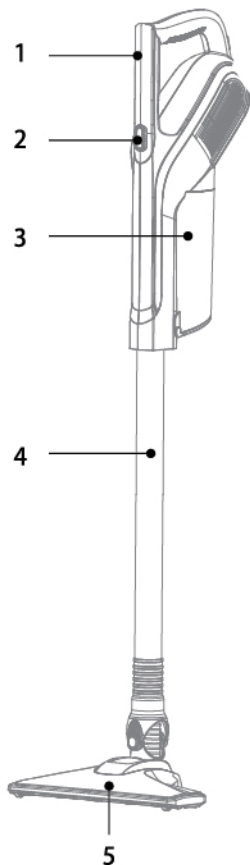
SAFETY NOTICE

1. Read this safety precaution carefully before using vacuum cleaner to avoid fire, electric shock or injury. If you do not follow the instructions, it has nothing to do with the company.
2. Do not pick up washing liquid, kerosene, broken glass, needles, cigarettes, wet dust, sewage, matches, etc.
3. Do not pick up small objects or large objects such as cement, land plaster, or limestone. The toy spits the ball, or the model is blocked, the motor burns, etc.
4. Do not place the vacuum cleaner near heaters, radiators, and other hot surfaces.
5. Do not use a vacuum cleaner when the filter element is not installed.
6. Do not block the air inlet, as this may cause the motor to burn out.
7. Do not immerse the main body of the vacuum cleaner in water as this will increase the burnout of the circuit and model.
8. Unplug the power cord when cleaning or maintenance.
9. Please use a dry cloth to clean the device. Do not use gasoline, otherwise, the surface of the model will be cracked and faded.
10. Do not use or store the device in a hot or cold environment. Prolonged exposure to the sun is prohibited.
11. This vacuum cleaner can be used by children over 8 years old and disabled people with sensory or mental abilities, if they are under safe guidance or understand the hazard. Children should not play with a vacuum cleaner. Cleaning and maintenance of the vacuum cleaner should not be carried out by children without supervision.
12. Do not use a damaged cable or plug. If the power cable is damaged, it must be replaced by a service representative or a similarly qualified person to avoid danger.



CLEAN AND MAINTENANCE

1. Hand Shank
2. Power Switch
3. Dust Collection Container
4. Connecting Tube
5. Floor Brush





PRODUCT PARAMETERS

Product Model	XCQ-P06J5
Product Name	2 in 1 Vacuum Cleaner
Rated Voltage	220-240V~50/60Hz
Rated Power	650W
Maximum Vacuum	$\geq 16500\text{Pa}$
Noise	$\leq 75\text{db}$



INSTRUCTIONS

1. When installing or removing the vacuum cleaner parts, please unplug the plug.

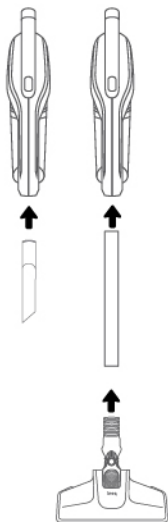
2. Product accessories.



3. Floor Brush



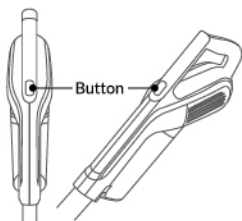
4. Small Brush






REMARK

1. Press the power button and the machine starts working.
2. Do not do any disassembly after the machine starts working.



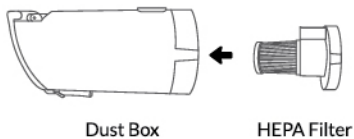
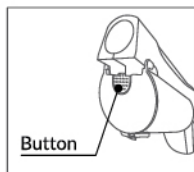
CLEANING DUST BOX

Press the button to open the dust cover and remove internal dust.

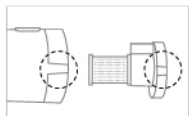




DUST BOX STRUCTURE



1. Disassemble dust box as shown.
2. Remove foreign matter, rinse with water, and dry.
3. The position of the bayonet must be uniform to be installed.





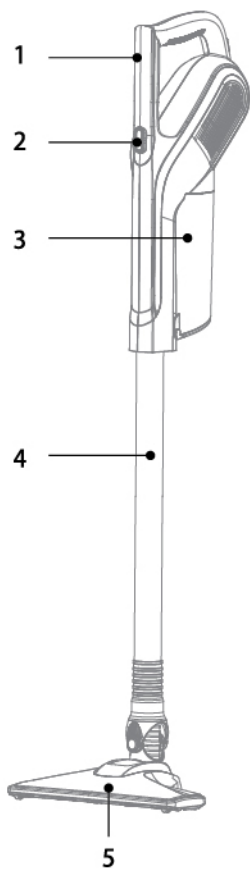
安全说明

1. 在使用XCQ-P06J5之前,请仔细阅读本安全预防措施,以避免火灾、触电或伤害。制造商/进口商对因未遵循使用要求疏忽使用等而造成的损害不承担赔偿责任。
2. 严禁加入洗涤剂、煤油、碎玻璃、针头、香烟、湿尘、污水、火柴等。
3. 请勿放入小物件或大物件,如水泥、地灰泥、石灰石。会导致设备被阻塞,或者马达燃烧,等等。
4. 不要将真空吸尘器放置在加热器、散热器和其他热表面附近。
5. 当未安装滤芯时,不要使用真空吸尘器。
6. 不要堵塞进气口,否则可能导致电机烧坏。
7. 不要将真空吸尘器的主体浸入水中,因为这样会增加电路和型号的损耗。
8. 在清洗或维护时,请拔下电源线。
9. 请用干布清洁设备。请勿使用汽油,否则模型表面会开裂和褪色。
10. 不要在高温或冷环境中使用或存储设备。禁止长期暴露在阳光下。
11. 该吸尘器可用于8岁及以上儿童。感官或智力能力或缺乏经验和知识的使用者在给予监督或指导下,请用安全的方式使用该产品。并了解所涉及的危险。
12. 不要使用损坏的电缆或插头。如果电源线损坏,必须由服务代表或类似合格的人员更换,以避免危险。



产品结构

1. 提手
2. 电源开关
3. 尘桶
4. 链接管
5. 地刷





产品参数

产品型号	XCQ-P06J5
产品名称	吸尘器
额定电压	220-240V~50/60Hz
功率	650W
真空度	$\geq 16500\text{Pa}$
噪音	$\leq 75\text{db}$



说明

1. 在安装或拆卸真空吸尘器部件时，请拔下插头。

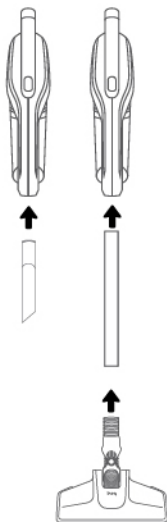
2. 产品配件。



3. 地刷



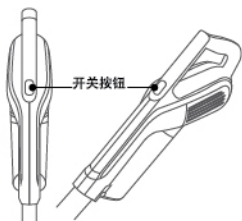
4. 长扁嘴吸






注意

1. 按下电源按钮, 机器开始工作.
2. 在机器开始工作后, 不要进行任何拆卸.



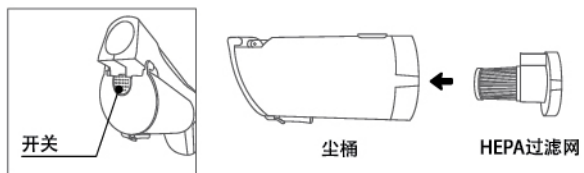
清洁尘桶

按下按钮, 打开防尘罩, 清除内部灰尘





尘桶结构



1. 如图所示, 拆卸防尘盒.
2. 清除异物, 用水冲洗, 然后晾干.
3. 小箱的位置必须统一安装.

