



For technical support: (281) 414-7177 ext 3

Bluetooth Wireless Controller for Rock Lights (For Mobile Phone)

Step 1:

After connecting the light with car, then install the APP: “Happy Lighting”
Or Scan right side QR code for installation directly.



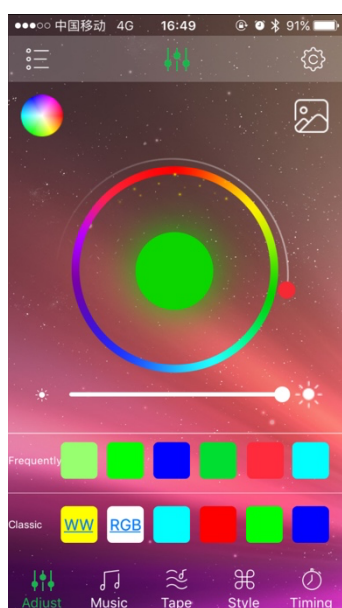
For IOS

Step 2: Open your Blue Tooth of your Mobile Phone.

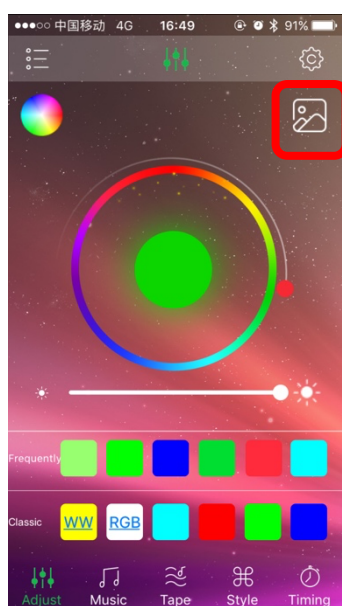
Step 3: Open the APP: Happy Lighting.

Now you can control the Rock lights by your Phone.

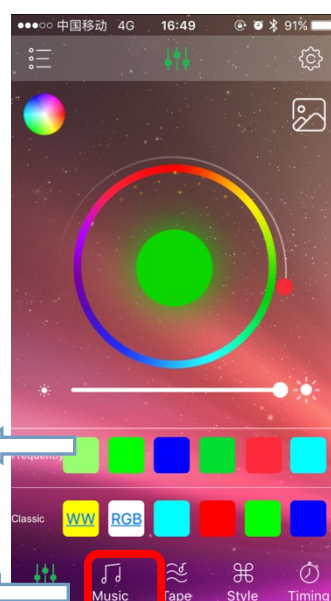
The following will show you the different functions, select as the bottom:



Control RGB Color



Pick Color from /Photo



Brightness Control Button

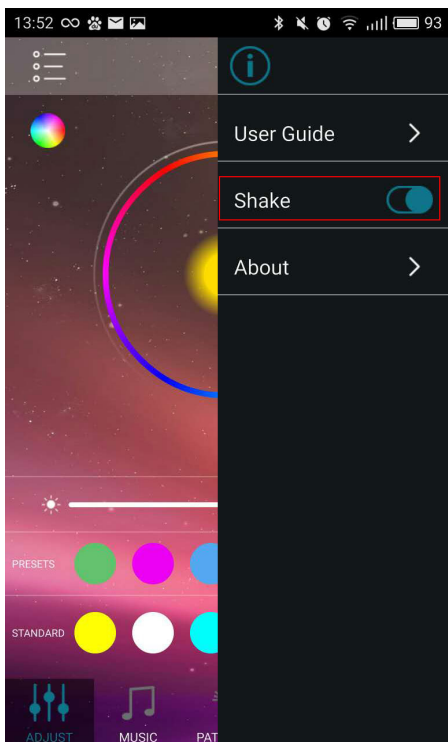
Brightness control button

Not work under RGB version

Click here to select one picture, and then pick any color from picture.




For technical support: (281) 414-7177 ext 3



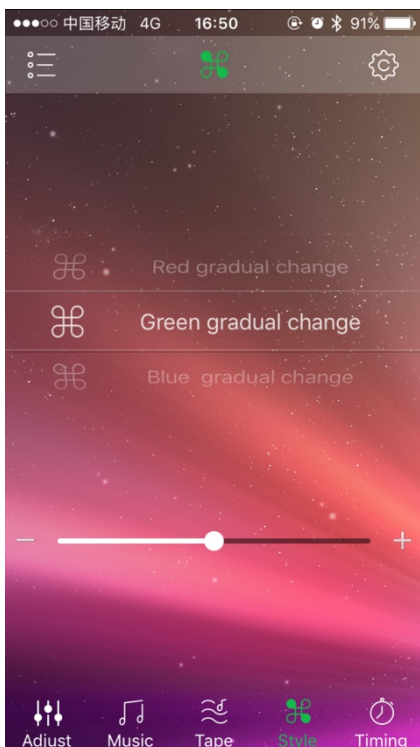
Set color by Shake




Control by Music



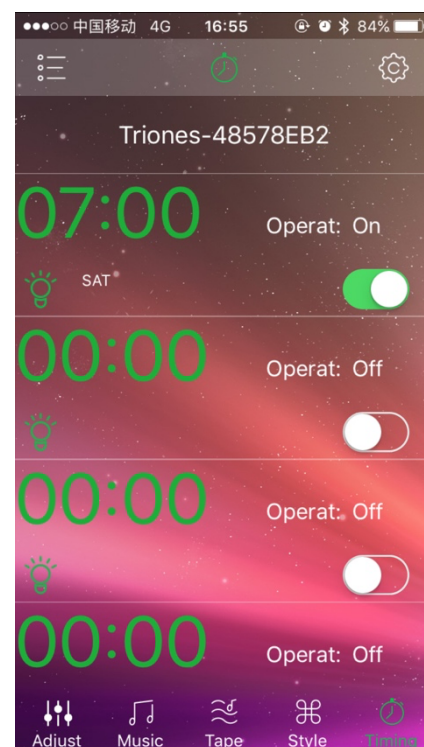
Control by Voice Volume



Set Gradual Change



Click the Alarm and set time when you want the light on/off.





For technical support: (281) 414-7177 ext 3