


## Inclined to Deliver Maximum Impact



When it comes to digital signage, size and flexibility matter. Sharp's 70" Class (69.5" diagonal) PN-R706 and 60" Class (60" diagonal) PN-R606 professional LCD monitors offer high-impact screen space along with the flexibility to match your installation location. Whether set up at a tilted angle or hung from the ceiling, these eye-catching monitors have the size to convey your message clearly and vividly to your audience. DisplayPort™ 1.2 connectivity comes standard, and the interface can be expanded with an optional wireless board or HDBaseT™ 2.0 receiver board. All this flexibility gives you greater scope to create an appealing space and deliver a compelling message.

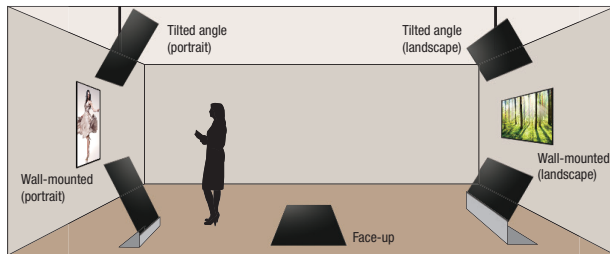
## Flexible Installation

### Excellent Image Quality

Thanks to their 1,920 (H) × 1,080 (V)-pixel resolution, the PN-R706/R606 monitors express all of the detail and visual impact of your selected full-HD content. Everything from fine text to intricate graphics is rendered crisply and clearly. Brightness of 700 cd/m<sup>2</sup> further enhances their performance in professional digital signage applications.

### Adaptable to Various Settings

Whether in a landscape or portrait orientation, the PN-R706/R606 monitors can be installed face up or tilted backward to an angle up to 90 degrees and forward to an angle up to 45 degrees. Such flexibility helps you to incorporate these monitors into a wider-than-ever variety of settings.



Note: Please consult with your local authorized Sharp dealer or representative regarding tiltable angles and other installation conditions.

### Stylish Design with Slim Bezel

Measuring just 8 mm on the top/right/left and 13 mm on the bottom, the PN-R606's slim bezel helps onscreen content stand out and catch the viewer's eye. Images fill the screen beautifully, reaching almost to the edges of the monitor. The subtle design of this monitor makes it a stylish fit for virtually any location.

## Other Key Features

### 24/7 Operation

Built solid, the PN-R706/R606 monitors are ideal for use in demanding professional applications that require around-the-clock operation seven days a week.

### Power on Delay

This feature lets you delay the startup of each monitor in a multi-monitor installation. This reduces the load placed on the power supply when multiple monitors are turned on at the same time.

### Fanless Architecture

Airflow is maintained and heat is dissipated without the use of noisy, dust-creating mechanical air-ventilation fans. The fanless design also facilitates maintenance of the monitor.

### Carrying Handles

Removable handles—two handles on each side for the PN-R706, one on each side for the PN-R606—allow for easy and safe transportation.

### Hanging Installation

The PN-R706/R606 monitors can be suspended by wire from their rear housing, using the bundled mounting brackets. Appearing to float in mid-air, a wire-suspended PN-R706/R606 creates a sophisticated impression that catches the eye.



Note: Please consult with your local authorized Sharp dealer or representative for installation advice.

### Functional Remote Control

The PN-R706/R606's remote controller offers enhanced operability. For example, the remote controller and monitors can be assigned an identity number (from 0 to 9) for mutual recognition, which enables the remote to send commands to the targeted monitor only. The remote also lets you perform basic operations on connected HDMI™-CEC compatible devices, including power on/off. And it has three designated function buttons—HDMI, DisplayPort, and Option—to simplify input switching.



### Built-in Temperature Sensor

If the temperature inside a monitor rises, a built-in sensor detects it and the monitor automatically lowers the brightness level of its backlight system.

### Support for DisplayPort 1.2

#### • DisplayPort Daisy Chain

Multiple PN-R706/R606 monitors can be set up in a daisy chain configuration, allowing you to display the same content simultaneously on up to 25 monitors. No matter which terminal receives the input signal, it can be output via DisplayPort.

#### • Enlarge (Zoom) Functions

Combining of Daisy Chain and Enlarge functions enables you to display 4K30P content on four (2 x 2) monitors.

#### • DisplayPort Multi-Stream Transport (MST) Compatibility

You can send different signals to two daisy-chained monitors and display a separate full-HD 60p video on each monitor.

## Expandable Interface

To enhance their functionality in professional signage applications, the PN-R706/R606 monitors come standard-equipped with a range of interface terminals such as HDMI inputs and DisplayPort 1.2 input/output terminals. What's more, these LCD monitors feature an Intel® Mini OPS-compatible expansion slot that supports the addition of an optional expansion board. You can add either an HDBaseT 2.0-compliant receiver board that supports various types of media and control signals or a wireless board that brings convenient functionality to office environments.

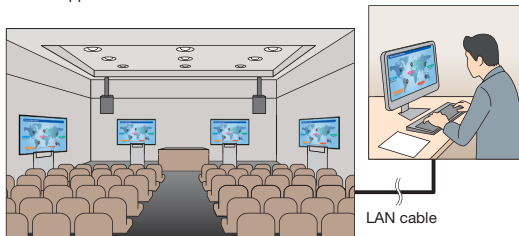
### Support for HDBaseT 2.0 (Option)

Installing an optional HDBaseT Receiver Board (PN-ZB03H) allows the monitor to receive HDMI video, audio signals, and control signals sent up to 100 meters via a single LAN cable\*<sup>1</sup>. This brings convenient connectivity with HDMI devices such as PCs and BD players. Compatibility with the HDBaseT 2.0 standard allows you to remotely operate a PC from a USB device connected to the optional board\*<sup>2</sup>. With HDBaseT 2.0 support, you can use fewer cables and reduce the time and cost of installation.

PN-ZB03H	HDBaseT Receiver Board
Supported standard	HDBaseT 2.0
Maximum resolution	4,096 x 2,160 (30 Hz)
Copy protection	HDCP pass-through
Transmission distance	Up to 328 feet / 100 m
Input/output terminals	HDBaseT x 1, LAN x 1 (10Base-T/100Base-TX), USB x 1 (USB 2.0)
Power supply	From the monitor

\*<sup>1</sup> Category 6 or higher shielded cable (available commercially)

\*<sup>2</sup> Requires an HDBaseT 2.0-compatible transmitter (available commercially). Not all USB devices are supported.



A single LAN cable supports long-distance signal transmission up to 100 m.

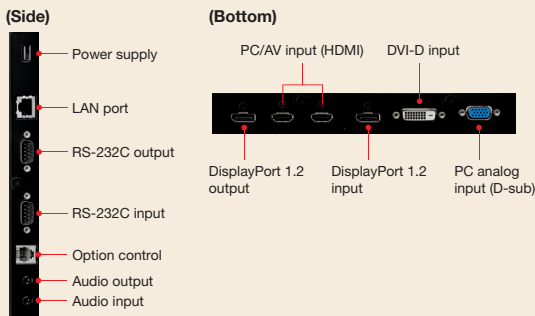
### Wireless Connectivity (Option)

The optional Wireless Board (PN-ZB03W) allows up to 10 devices—including Mac® or Windows® computers, smartphones, and tablets—to connect to the PN-R706/R606 simultaneously without any cable hassles. You can display the content of one device on the whole screen, or you can display the content from up to four devices in a 2 x 2 split screen. This wireless collaboration is a great way to enhance productivity in the workplace.

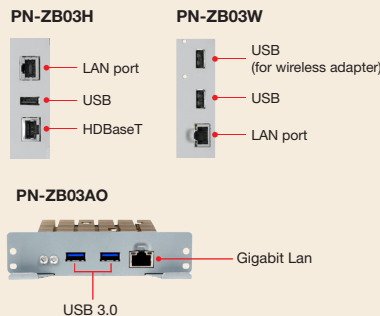
PN-ZB03W	Wireless Board
Maximum resolution	1,920 x 1,080 (30 Hz)
Wireless communication method	2.4GHz, IEEE802.11b/g/n 5GHz, IEEE802.11a/n
Input/output terminals	LAN x 1 (10Base-T/100Base-TX), USB x 1 (USB 2.0), Wireless adapter x 1 (USB 2.0)
Power supply	From the monitor



### Standard



### Option



An optional board can slide into the slot on the back of the monitor.

### ID Setting

Thanks to an RS-232C interface, multiple PN-R706/R606 monitors\* can be easily controlled and monitored from a central location via a PC. Each monitor can be assigned an individual ID code to use when remotely turning that monitor on or off, changing its input, or making various screen adjustments and settings.

\* These can be connected together in a daisy chain configuration.

### Built-in Speakers

Built-in 10 W + 10 W rear speakers eliminate the need for external speakers and ensure a stylishly streamlined profile.

### Crestron Connected™

The PN-R706/R606 monitors are compatible with Crestron Connected software, which means that you can remotely control and manage each monitor via a LAN network.



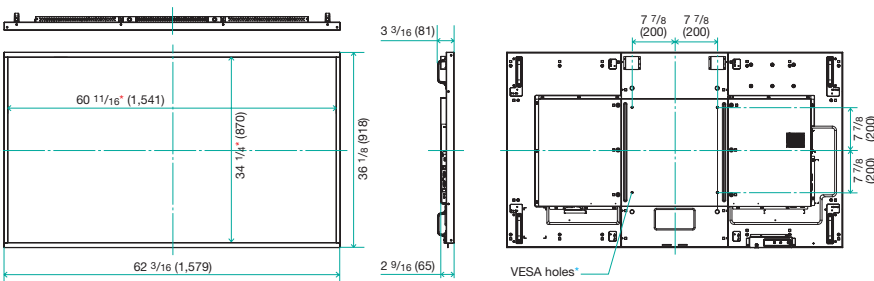
# Specifications

Model Name	PN-R706	PN-R606
Installation	Landscape / Portrait / Face-up	
LCD Panel	70" Class widescreen (69.5" diagonal) UV <sup>1</sup> A* LCD	
	60" Class widescreen (60" diagonal) UV <sup>1</sup> A* LCD	
Max. Resolution	1,920 x 1,080 pixels	
Max. Display Colors (approx.)	1.06 billion colors	
Pixel Pitch (H x V)	0.802 x 0.802 mm	0.693 x 0.693 mm
Brightness* <sup>2</sup>	700 cd/m <sup>2</sup>	
Contrast Ratio	5,000 : 1	
Viewing Angle (H/V)	176°/176° (CR ≥ 10)	
Active Screen Area (W x H)	60 9/16" x 34 1/16"	52 3/8" x 29 7/16"
Response Time	8 ms (grey to grey, avg.)	
Backlight	LED, edge lit	
Computer Input	Video: Analog RGB (0.7 Vp-p) [75 Ω], Digital (DVI 1.0 standard-compliant), DisplayPort 1.2, HDMI	
	Synchronization: Horizontal/vertical separation (TTL: positive/negative), Sync on green* <sup>3</sup> , Composite sync (TTL: positive/negative)* <sup>3</sup>	
	Plug & Play: VESA DDC2B	
	Power Management: VESA DPMS, DVI DMPM	
Input Terminals* <sup>4</sup>	DisplayPort x 1, DVI-D 24-pin (HDCP compatible) x 1, Mini D-sub 15-pin x 1, HDMI (PC/AV signal compatible) x 2, RS-232C x 1, 3.5 mm-diameter mini stereo jack x 1	
Output Terminals* <sup>4</sup>	DisplayPort x 1, 3.5 mm-diameter mini stereo jack x 1, RS-232C x 1	
Input/Output Terminals* <sup>4</sup>	LAN: 10Base-T/100Base-TX x 1	
Power Supply Terminal	5 V, 2 A (5 V, 500 mA when the expansion slot is used) (USB type-A connector)	
Expansion Slot	12 V, 2.4 A (power supplied when expanding the functions with an optional part)	
Built-in Speakers	10 W + 10 W	
Mounting	VESA (4 points), 400 mm (15 3/4") pitch, M6 screw	
Power Supply	100 V – 240 V AC, 50/60 Hz	
Power Consumption	230 W	190 W
Environmental Conditions	Operating Temperature* <sup>5</sup> : 0°C to 40°C	
	Operating Humidity: 20% to 80% RH (no condensation)	
Dimensions (W x D x H) (approx.; display only)	62 3/16" x 2 9/16" x 36 1/8"	53 1/8" x 2 3/8" x 30 1/2"
Weight (approx.)	99.3 lbs	72.8 lbs
Main Accessories	AC power cord, remote control unit, battery (AAA size x 2), CD-ROM, set-up manual, cable clamp x 2, ceiling mounting bracket x 8, ceiling mounting bracket fixing screw x 24, logo sticker	

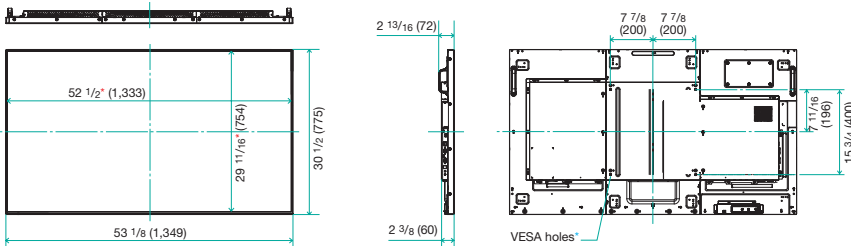
\*<sup>1</sup> UV<sup>1</sup>A stands for Ultraviolet-induced Multi-domain Vertical Alignment, a photo-alignment technology that ensures uniform alignment of liquid crystal molecules. \*<sup>2</sup> Brightness depends on input mode and other picture settings. Brightness level will decrease slightly over the lifetime of the product. Due to the physical limitations of the equipment, it is not possible to maintain a precisely constant level of brightness. \*<sup>3</sup> D-sub input terminal only. \*<sup>4</sup> Use a commercially available connection cable for PC and other video connections. \*<sup>5</sup> When using the monitor laying flat on a surface (when the monitor is tilted 20 degrees or more upward or downward from the perpendicular in relation to a level surface) the ambient temperature must be within the range of 0°C to 30°C. Temperature conditions may change when using the monitor together with the optional equipment recommended by Sharp. In such cases, please check the temperature conditions specified by the optional equipment.

## Dimensions

### (PN-R706)



### (PN-R606)



Units: inch (mm)

\* Screen dimensions

\* To use the VESA-standard mounting bracket, use M6 screws that are 12 to 14 mm plus the thickness of the bracket.

## Options

- PN-ZB03H : HDBaseT Receiver Board
- PN-ZB03W : Wireless Board
- PN-ZB03AO : Computing Board

# SHARP

SHARP ELECTRONICS CORPORATION  
100 Paragon Drive, Montvale, NJ 07645  
1-800-BE-SHARP • www.sharppusa.com

Sharp and all related trademarks are trademarks or registered trademarks of Sharp Corporation and/or its affiliated companies. Windows is a registered trademark of Microsoft Corporation in the United States and other countries. Mac is a trademark of Apple Inc., registered in the US and other countries. Android is a trademark of Google Inc. iOS is a trademark or registered trademark of Cisco in the US and other countries and is used under license. HDBaseT and the HDBaseT Alliance logo are trademarks of the HDBaseT Alliance. DisplayPort and the DisplayPort Compliance Logo are trademarks owned by the Video Electronics Standards Association in the United States and other countries. HDMI, the HDMI logo, and High-Definition Multimedia Interface are trademarks or registered trademarks of HDMI Licensing Administrator, Inc. in the United States and other countries. Intel is a trademark of Intel Corporation in the U.S. and/or other countries. Crestron Connected is a trademark of Crestron Electronics, Inc. All other brand names and product names may be trademarks or registered trademarks of their respective owners. Some screen images appearing in this brochure are simulated. Design and specifications are subject to change without prior notice.

