

**SAMSUNG**

**Immerse your audience in realistic,  
seamless brilliance.**



IF Series SMART LED Signage

 Knitec

(866) 469-7111 toll free

[sales@knitec.com](mailto:sales@knitec.com)

[www.knitec.com](http://www.knitec.com)





# Engage indoor customers with realistically brilliant picture quality.

Flexibility combines with outstanding color to deliver an attention-grabbing, realistic visual experience with the IF Series displays. Available in 1.5mm, 2.0mm or 2.5mm pixel pitch, they deliver incredible resolution and detail, even from close-up. With an 18.8" x 21.2" x 2.5" form factor, they lend themselves to creative and efficient use of your space, while front-access maintenance enables catwalk-free installation. Exclusive Samsung technologies and advanced calibration options deliver color that's noticeably exceptional, even in tastefully low-light settings like galleries and lobbies. No matter the setting, Samsung IF Series signage displays ensure your messages have never been more impressive.



## Visual Innovation Delivers Outstanding Messaging

The IF Series is the latest extension of Samsung's ongoing commitment to continuous LED innovation. These cutting-edge displays combine market-leading video processing tools with specialized LED High Dynamic Range (HDR) technology to maximize brightness and refine overall picture presentation. Additionally, each IF Series display is customized for unique indoor content needs.



## Sharp Indoor Messaging with Efficiency

Through an intuitive, easy-to-manage design, the IF Series displays help deliver indoor messaging with improved overall operational efficiency, while reducing expenses. Versatile full-front and rear service access grants additional installation and service flexibility. And advanced UHD compatibility and signal redundancy eliminate the need for multiple external devices and tools to reliably produce high-quality content.



## Designed with Samsung Reliability

Each IF Series display undergoes rigorous durability testing to ensure continuous performance regardless of surrounding conditions. Likewise, an energy-efficient fanless cabinet design makes temperature and ventilation easy to manage, to further reduce operational demands and simultaneously extend product shelf life.

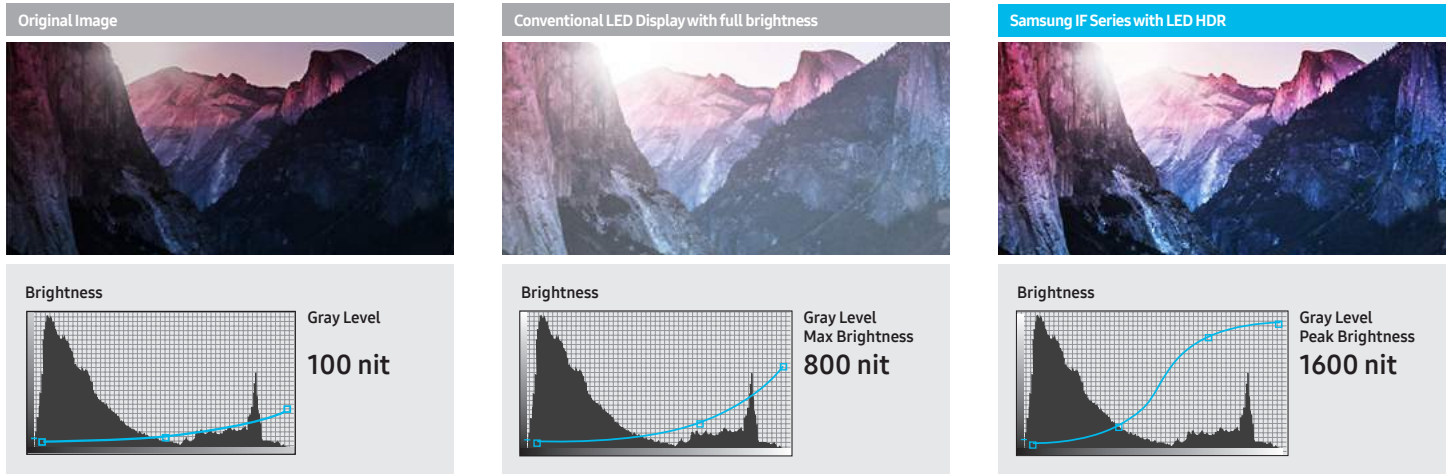


## Fine Pixel Pitch with Superior Visual Performance

### Brighter, More Realistic Images with LED HDR Technology

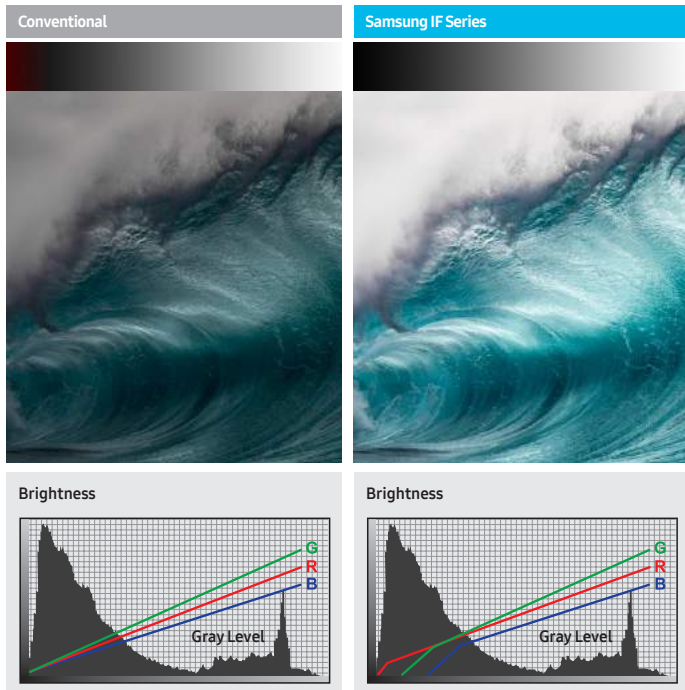
Samsung's IF Series Direct-View LED video wall displays leverage LED HDR picture technology, which optimizes LED brightness and creates a more realistic viewing experience with a full spectrum of color and all the visual details. LED HDR Scene adaption technology analyzes and fine-tunes grayscale levels within each frame to maximize contrast, while a complementary algorithm removes glare for more comfortable and engaging viewing.

To further enhance brightness, the IF series uses dynamic peaking to modify color compensation, electrical current control and power levels. This enables the IF series displays to achieve peak brightness levels up to 2400 nits (IF020H/IF025H), which is nearly twice as high as standard LED displays.



### Accurate Color Expression for Low Brightness Environments

Even in low-brightness environments like broadcast studios, galleries and restaurants, the IF Series delivers superior color. A unique grayscale management algorithm maintains consistent RGB gradation, for beautifully accurate low-light color.



### Factory and On-site DSLR Calibration for Perfectly Balanced Color

Samsung's advanced color calibration in our fine pixel pitch LED displays eliminates color expression gaps and maintains presentation consistency. Every IF Series display is factory calibrated, which fine-tunes all sub-pixels for exceptional brightness uniformity and color chromaticity across each screen right out of the box. Once installed, we also offer on-site calibration using your DSLR camera. And our LED Signage Manager makes module-to-module calibration simple, for outstanding video wall balance and consistency.

	<b>FACTORY CALIBRATION</b> <b>Radiant Camera</b> Sub-pixel tuning for uniform brightness and color chromaticity
	<b>ON-SITE CALIBRATION</b> <b>DSLR Camera</b> Convenient on-site-pixel calibration using DSLR camera
	<b>POST CALIBRATION</b> <b>LED Signage Manager</b> Advanced picture setting for optimal viewing experience.

Brightness

Picture Mode

Sharpness

Contrast

Color

# High Reliability and Simplified Content Management

## Durable, Long-Lasting Performance

Offering 24/7 operation and 100,000 hours of service life, Samsung's IF Series Direct-View LED video wall displays are easy to use and maintain. An energy-efficient cabinet featuring advanced temperature and ventilation management capabilities ensures uninterrupted performance, regardless of surrounding environmental conditions. A fanless design helps prolong the displays' overall lifespan by minimizing the impact of dust and rigid particle exposure. And the integrated LED Signage Manager (LSM) helps users quickly identify common performance errors and avoid visual disruptions.



Long Life Span



Monitoring & Diagnostics



Enhanced Thermal Structure



## Simple Multi-Screen Management

IF Series users receive a host of tools to simplify content creation and delivery. Samsung's UHD Signage Box (S-Box) shares and synchronizes UHD content across multiple screens in place of expensive splitters and external video processors. Users can also leverage existing cable structures to easily configure signal redundancy. An embedded HDBase-T RX module enables remote transmission of video or images at optimal quality. Likewise, the integrated Samsung MagicInfo content platform makes content creation, scheduling and deployment across the IF Series displays easier. And since no additional hardware is required, users save on total network costs.



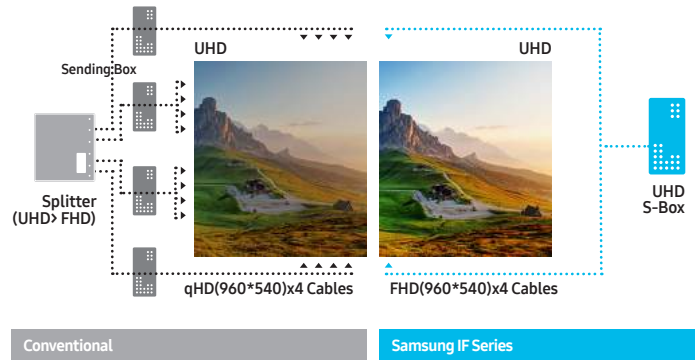
MagicInfo



Cost Effective



Signal Redundancy



# Easy Installation and Maintenance

## Seamless and Adaptable to Nearly Any Size and Shape

Engineered for easy installation and maintenance, the IF Series leverages a compact ADA-compliant design, when appropriate mount is used. At 13.2 lbs. and 2.5" deep, IF Series displays are significantly slimmer and lighter than comparable alternatives. IF Series panels are also bezel-less, providing a bright and seamless scalable canvas of nearly any size or shape.



Slim/Light Design



Wall Catwalk Space Free



ADA Compliant



## Clean, Hassle-Free Install and Maintenance with Full-Front and Rear Access

Full-front access to critical signage components allows a neat installation free of catwalk space, while complementary rear access enables more convenient and quick-turn maintenance. An advanced cabinet structure also allows the IF Series displays to be mounted without the seams that typically accompany installations.

# IF Series SMART LED Signage



		IF015H	IF020H	IF025H
Physical Parameters	Pixel Pitch	1.5 mm	2.0 mm	2.5 mm
	Pixel Configuration	1 Red, 1 Green, 1 Blue	1 Red, 1 Green, 1 Blue	1 Red, 1 Green, 1 Blue
	Pixel Density	444,444 m <sup>2</sup> / 41,290 ft <sup>2</sup>	250,000 m <sup>2</sup> / 23,225 ft <sup>2</sup>	160,000 m <sup>2</sup> / 14,864 ft <sup>2</sup>
	Cabinet/Module Configuration (L x H)	320 x 360 Pixels	240 x 270 Pixels	192 x 216 Pixels
	Diode Type	Surface Mount Device (SMD)	Surface Mount Device (SMD)	Surface Mount Device (SMD)
	Dimensions (L x H x D)	18.8" x 21.2" x 2.5" (per Cabinet)	18.8" x 21.2" x 2.5" (per Cabinet)	18.8" x 21.2" x 2.5" (per Cabinet)
	Weight	13.2 lbs.	13.2 lbs.	13.2 lbs.
	Package Dimensions (L x H x D)	23.9" x 26.4" x 7.24"	23.9" x 26.4" x 7.24"	23.9" x 26.4" x 7.24"
	Package Volume	2.65 cubic feet	2.65 cubic feet	2.65 cubic feet
	Package Weight	19.4 lbs.	19.4 lbs.	19.4 lbs.
Optical Parameters	Max Brightness (After Calibration)	800 nits	1,200 nits	1,200 nits
	Peak Brightness	1,600 nits	2,400 nits	2,400 nits
	Contrast Ratio	5,000:1	5,000:1	5,000:1
	Viewing Angle - Horizontal / Vertical	160° / 160°	160° / 160°	160° / 160°
	Bit Depth	14-bit Per Color	14-bit Per Color	14-bit Per Color
	Color Wavelength	Red: 630nm, Green: 530nm, Blue: 468nm	Red: 630nm, Green: 530nm, Blue: 468nm	Red: 630nm, Green: 530nm, Blue: 468nm
	Color Temperature - Default	6,500K	6,500K	6,500K
	Color Temperature - Adjustable	2,800 - 10,000K	2,800 - 10,000K	2,800 - 10,000K
Electrical Parameters	Video Rate	50 / 60 Hz	50 / 60 Hz	50 / 60 Hz
	Input Power Range	100-240 VAC, 50/60 Hz	100-240 VAC, 50 / 60 Hz	100-240 VAC, 50 / 60 Hz
	Power Consumption - Max (W / m <sup>2</sup> )	772 (W/m <sup>2</sup> ) / 200 (With Cabinet)	694 (W/m <sup>2</sup> ) / 180 (With Cabinet)	617 (W/m <sup>2</sup> ) / 160 (With Cabinet)
	Power Consumption - Typical (W / m <sup>2</sup> )	257 (W/m <sup>2</sup> ) / 67 (With Cabinet)	231 (W/m <sup>2</sup> ) / 60 (With Cabinet)	205 (W/m <sup>2</sup> ) / 53 (With Cabinet)
	Heat Generation - Max (BTU / SF per Hour)	245 BTU / SF per Hour	220 BTU / SF per Hour	196 BTU / SF per Hour
	Heat Generation - Average (BTU / SF)	82 BTU / SF per Hour	73 BTU / SF per Hour	65 BTU / SF per Hour
	Refresh Rate	1,920 Hz - 3,840 Hz	1,920 Hz - 3,840 Hz	1,920 Hz - 3,840 Hz
Operation Conditions	Working Temperature	32°F ~ 104°F	32°F ~ 104°F	32°F ~ 104°F
	IP Rating	IP20	IP20	IP20
	LED Lifetime	100,000 Hours	100,000 Hours	100,000 Hours
	Certification	EMC Class A, Safety 60950	EMC Class A, Safety 60950, ESD	EMC Class A, Safety 60950, ESD
Service	Front Access	Yes	Yes	Yes
	Rear Access	Yes	Yes	Yes

	SNOW-1703U
Resolution	UHD
Dimensions (L x H x D)	16.0" x 8.7" x 1.5"
Weight	5.8 lbs.
Package Dimensions	23" x 12" x 5"
Package Weight	14.33 lbs.
S/W Platform	Tizen 2.4 OS
SoC	Cortex-A12 1GHz Quad-Core
Memory	2.5GB 96-bit DDR3-933 (1866 MHz)
Storage	8GB (3.75GB Occupied by OS, 4.25GB Available)
Graphics	2D and 3D Graphics Engine, Supports OpenGL ES
Log Function	Supported
Diagnostics	Supported
Ethernet	Supported
I/O Port	DP In, HDMI1, HDMI2 HDBT Out x 4 RJ-45, RS232 (Stereo) In USB 2.0 Port x 2
Magic Info Solution	Supported (CMS / Diagnostics)
Bit Depth	10-bit (RGB 4:4:4)
Refresh Rate	50 / 60Hz
Power	Type: Adapter Power Supply: AC 100 ~ 240V (+/- 10%), 50/60 Hz
Power Consumption	Working: 60 Watt/h Standby: 0.5 Watt/h
Working Temperature	32°F ~ 104°F
Operation Humidity	10% ~ 80%
Image Quality Enhancing	HDR, Dynamic Peaking

Front

Back

# SAMSUNG



(866) 469-7111 toll free

sales@knitec.com

www.knitec.com

