



All images in this data sheet are for illustrative purposes only. Stand accessories differ by model and are sold separately.

LG LED All-in-One LAEC Series

All-in-One LED Display with webOS



All-in-One LED Screen



Built-in Speakers



Dedicated Accessories



Easy Installation Quick Maintenance



Compatible with **LG One:Quick** Share

	LAEC015	LAEC018
Size	136"	163"
Pixel Pitch	1.56 mm	1.88 mm
Brightness	500 nits (Max. after calibration)	500 nits (Max. after calibration)
Screen Resolution	1,920 × 1,080	1,920 × 1,080
Serviceability	Front	Front
Speakers	Built-in	Built-in
LED Controller	Embedded	Embedded



All-in-One LED Screen with Built-in Speakers



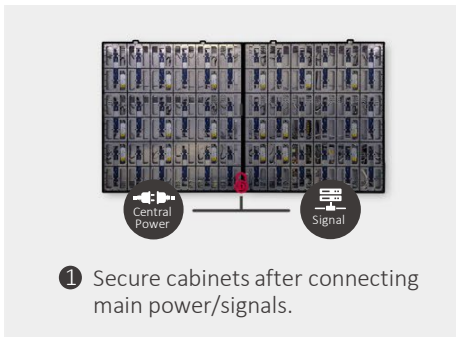
LG's LED All-in-One LAEC series has two size of screens: 136-inch and a 163-inch. The LAEC series is an all-in-one display that includes an embedded controller and built-in speakers. After a simple installation process, all you need to do is to turn on the screen with a remote control like home TV.



High Performance with webOS

LG's built-in quad-core system on chip can execute several tasks at once for providing smooth content playback. Also, the LG webOS Smart Platform has an intuitive user interface and provides system integrators and developers simple app development tools* such as a software development kit (SDK), SCAP, and sample applications.

* LG partners have access to the webOS Signage Developer site (<https://webossignage.developer.lge.com>) for SDK tools and documentation.






* The image is illustrated as an example of LAEC015 model.

Easy Installation


The installation process of the All-in-One Smart series is very simple. After securing the cabinets* (two for LAEC015, three for LAEC018), attach each LED display module to them. Lastly, plug in the power cable.

* Wall mount or dedicated stand and associated hardware sold separately.




Versatile Installation with Dedicated Accessories

The LAEC series can be wall-mounted or have its own portable stand. The dedicated stand is optional and sold separately. In addition, the LAEC series can be installed side by side in the form of 1 x N or 2 x N, up to 14 individual screens each displaying its own content.



Quick Maintenance

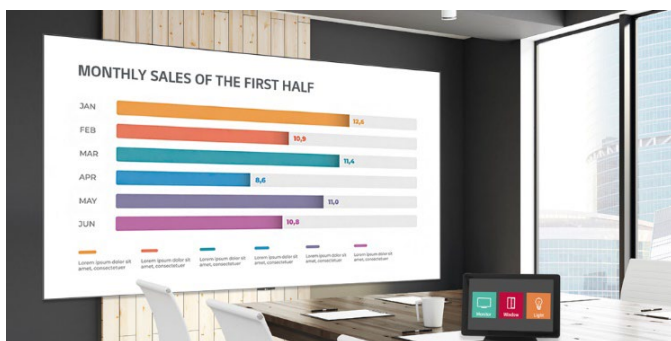
In case of failure related to the LED module or the system board, it can be serviced from the front. The LED module can be simply detached by the provided magnetic tool and replaced quickly without cabling.



Real-time LG ConnectedCare

Maintenance is easy and fast with the optional LG ConnectedCare* service, a cloud service solution provided by LG. It remotely manages the status of displays in client workplaces for fault diagnosis and remote-control services.

* The availability of LG ConnectedCare differs by region.



Compatible with AV Control Systems

The LAEC series supports Crestron Connected® for compatibility with professional AV controls to achieve virtually seamless integration and automated network-based control.



Wireless Screen Sharing

The LAEC series is compatible with LG One:Quick Share*, a wireless screen sharing solution. This helps to wirelessly share one's personal PC screen to the display with a single button press via the LAEC embedded Wi-Fi.

* LG One:Quick Share is sold separately.



LG Magic Remote

With the LG Magic Remote, you can select and run the LAEC menu using a mouse and cursor by pointing the remote at the screen. In addition, through the newly added FREEZE button on the remote control, users can temporarily freeze the screen while switching contents on the PC, so that users are able to have more streamlined meetings without exposing the switching process.

* LG Magic Remote is optional and sold separately.

** The FREEZE function is only available when the LAEC is connected to an external input signal.

SPECIFICATIONS

LAEC Series

	LAEC015-GN2	LAEC018-GN2	
Physical Parameters	Pixel Configuration	Single SMD	Single SMD
	Pixel Pitch	1.56 mm	1.88 mm
	Screen Resolution (W × H)	1,920 × 1,080	1,920 × 1,080
	Module Dimensions (W × H)	9.8 x 11. in. / 250 × 281.3 mm	11.8 x 6.6 in. / 300 × 168.75 mm
	No. of Modules per Screen (W × H)	12 × 6 (Total 72)	12 × 12 (Total 144)
	Screen Dimensions (W × H × D)	118.3 x 66.6 x 2.8 in. 3,004 × 1,692 × 70 mm	141.9 x 79.9 x 3.2 in. 3,604 × 2,029 × 81 mm
	Screen Surface Area	54.5 ft ² / 5.06 m ²	78.5 ft ² / 7.29 m ²
	Screen Weight	291 lbs. / 132 kg	418.9 lbs. / 190 kg
	Physical Pixel Density	409,600 pixels/m ²	284,444 pixels/m ²
	Flatness of Cabinet	±0.2 mm	±0.2 mm
	Cabinet Material	Die-casting Aluminum	Die-casting Aluminum
	Service Access	Front	Front
Optical Specifications	Max. Brightness after calibration	500 nits	500 nits
	Color Temperature	3,200 - 9,300 K	3,200 - 9,300 K
	Visual Viewing Angle (Horizontal)	160°	160°
	Visual Viewing Angle (Vertical)	160°	160°
	Brightness Uniformity	98%	98%
	Color Uniformity	±0.015 Cx, Cy	±0.015 Cx, Cy
	Contrast Ratio	3,000:1	3,000:1
	Processing Depth	16 bit (HDR10, HDR10 Pro)	16 bit (HDR10, HDR10 Pro)
Electrical Specifications	Max Power Consumption	1,700 W	2,200 W
	Avg. Power Consumption	680 W	880 W
	Max Power Consumption per Unit Area	336 W/m ²	302 W/m ²
	Max Power Consumption	5,800 BTU/h	7,506 BTU/h
	Avg. Power Consumption	2,321 BTU/h	3,004 BTU/h
	Max Power Consumption per Unit Area	1,146 BTU/h/m ²	1,030 BTU/h/m ²
	Power Supply	100 to 240 Vac	100 to 240 Vac
	Frame Rate	50 / 60 Hz	50 / 60 Hz
	Refresh Rate	3,960 Hz	3,000 Hz
Operation Specifications	Lifetime (Half Brightness)	Up to 100,000 hours	Up to 100,000 hours
	Operating Temperature	32°F to 104°F / 0°C to +40°C	32°F to 104°F / 0°C to +40°C
	Operating Humidity	10-80% RH	10-80% RH
	IP Rating (Front / Rear)	IP30 / IP20	IP30 / IP20
Speakers	Built-in (9 W + 9 W)	Built-in (9 W + 9 W)	
Certifications	CE, FCC, ETL, CB	CE, FCC, ETL, CB	
Environment	RoHS, REACH	RoHS, REACH	
LED Controller	Embedded	Embedded	

* Specifications are subject to change without notice. Please make sure to check the product manual for details about product usage.

CONNECTIVITY

