



* Actual product appearance may differ from the above simulated scene.

Pro:Centric® Smart OLED Hospitality UHD TV

ET960H Series

Commercial Lite	Pro:Centric	Pro:Centric Enhanced	Pro:Centric Smart
-----------------	-------------	----------------------	-------------------

LG OLED TV transforms hotel rooms with cutting-edge ultra-thin design, UHD resolution with perfect black with infinite contrast and 40-watt Dolby Atmos® surround sound. This beautiful, lightweight Smart TV is powered by the Pro:Centric platform, which enables LG's partners' to develop custom applications for superior hotel entertainment and management solutions.


Pro:Centric Smart OLED Hospitality UHD TV

ET960H SERIES

FEATURES

Perfect Black. Intense Color

The ET960H Series OLED TV delivers intense colors and perfect black. Equipped with more than 8 million individually self-lighting pixels, it creates perfect black and infinite contrast. This technology brings out the details in even the darkest scenes.



Cinematic Experience

Dolby Atmos and Dolby Vision™ combine in the ET960H Series to create a truly unique cinematic experience. Dolby Atmos creates dynamic surround sound, allowing viewers to hear every detail in the scene. Dolby Vision creates superior imagery by adjusting the picture on a scene-by-scene basis.



4K Cinema HDR

LG 4K Cinema HDR replicates the filmmaker's vision by incorporating high dynamic range formats. This technology enhances color, shadows and highlights to display finite details in hotel rooms equipped with Dolby Vision and HDR 10.



Pro:Centric Smart OLED Hospitality UHD TV

ET960H SERIES

FEATURES

Picture-on-Glass Aesthetics

Another benefit of OLED's technology is the ability to integrate our Picture-on-Glass innovation, which adheres the 2.57 mm panel directly to paper-thin glass. This feature creates a slim, almost bezel-less TV.



OLED Gallery Mode

Bring the wonders of the world to your hotel space with OLED Gallery Mode. From photography of beautiful places to world-renowned artwork, Gallery Mode provides a wide range of beautiful images and videos for guests to enjoy.

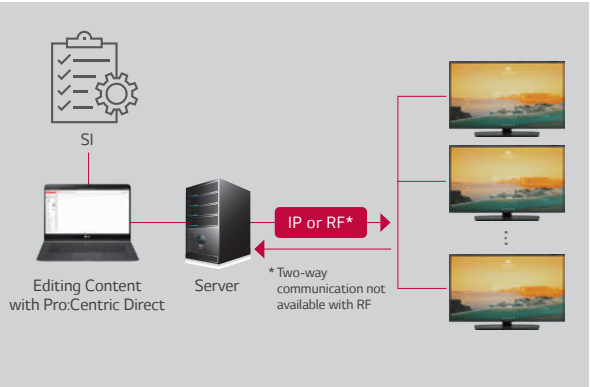


Pro:Centric Smart OLED Hospitality UHD TV

ET960H SERIES

Pro:Centric Direct

Pro:Centric Direct is a hotel content management system that provides simple editing tools and various solutions such as one-click service and IP network-based remote management. Hoteliers can easily edit the user interface, provide customized service and manage all the property's TVs efficiently.



Pro:Idiom

DRM (digital rights management) technology provides access to premium content to help assure rapid and broad deployment of HDTV and other high-value digital content.



Voice Recognition

From seamless interaction to consistent user experience, LG voice recognition enhances guest convenience by allowing users to easily control their hotel TV with their voice.



SoftAP

Software-enabled Access Point (SoftAP) is a "virtual" Wi-Fi that uses software to create a wireless hotspot. The current version supports Bridge Mode, which enables network managers to control connected devices.



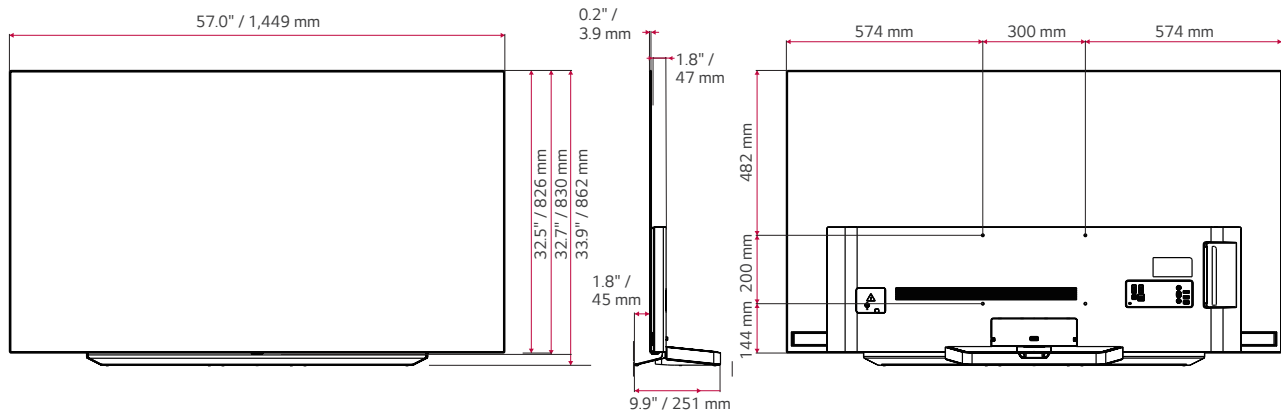
Note: SoftAP should be set in the installation menu after the TV is turned on. Smart Mirroring may not operate at the same time.

Pro:Centric Smart OLED Hospitality UHD TV

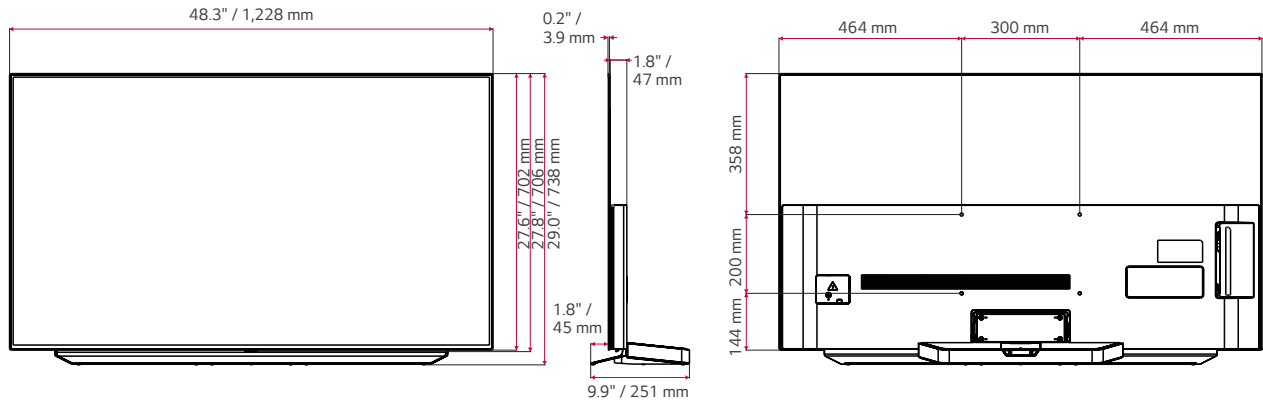
ET960H SERIES

DIMENSIONS

65"

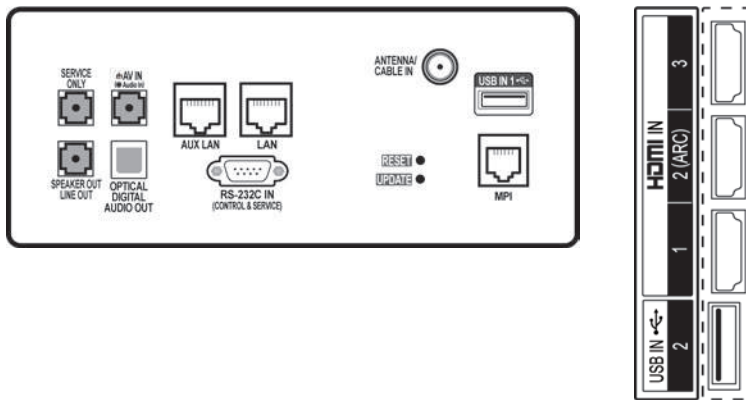


55"



CONNECTIVITY

65" / 55"



		65ET960H0UA	55ET960H0UA
DISPLAY	Diagonal Size	65"	55"
	Resolution	3,840 x 2,160 (UHD)	3,840 x 2,160 (UHD)
	Backlight Unit Type	OLED	OLED
	Brightness	500 nits	500 nits
	Dynamic Contrast Ratio	1,000,000:1	1,000,000:1
	Static Contrast Ratio	150,000:1	150,000:1
	Refresh Rate	120 Hz	120 Hz
	Response Time (G to G)	1 ms	1 ms
VIDEO	Life Span	30,000 hours	30,000 hours
	HDR 10 Pro	Yes	Yes
	HDR HLG	Yes	Yes
	UHD Contents Streaming Support	USB / IP / HDMI / RF	USB / IP / HDMI / RF
BROADCASTING	Tru 4K Upscaler	Yes	Yes
	Digital	ATSC / Clear QAM / VSB	ATSC / Clear QAM / VSB
	Analog	NTSC	NTSC
AUDIO	MPEG-2 / MPEG-4 H.264 Decoding	Yes	Yes
	Speaker (Sound Output)	20 W + 20 W	20 W + 20 W
	Speaker System	2.2 ch	2.2 ch
	Dolby Atmos	Yes	Yes
	One Touch Sound Tuning	Yes	Yes
HOSPITALITY	LG Sound Sync	Yes	Yes
	Pro:Centric Data Streaming (IP & RF)	Yes	Yes
	Pro:Centric IP Return Path	Yes	Yes
	Pro:Centric webRTC (Real Time Communication)	Yes	Yes
	Pro:Centric Direct (HTML)	Yes	Yes
SMART FEATURES	Pro:Centric Application (Java)	Yes	Yes
	Pro:Idiom Software DRM	Yes	Yes
	Smart Launcher	Yes	Yes
	Web Browser	Yes	Yes
	Pre-loaded Apps	Yes	Yes
	Magic Motion Remote (MMR) Compatible	Yes	Yes
	SoftAP	Yes	Yes
	Wi-Fi	Yes	Yes
	Screen Share (Miracast / WiDi)	Yes	Yes
	Smart Share (DLNA)	Yes	Yes
	LG Connect (LG TV Plus App)	Yes	Yes
	DIAL	Yes	Yes
OTHER FEATURES	Beacon	Yes	Yes
	Bluetooth Audio Playback	Yes	Yes
	First Use Wizard	Yes	Yes
	USB Data Cloning	Yes	Yes
	WOL	Yes	Yes
	SNMP	Yes	Yes
	SI Compatible	Yes (MPI, RS-232C)	Yes (MPI, RS-232C)
	Simplink (HDMI-CEC) plus CEC-HTNG	Yes (1.4)	Yes (1.4)
	IR Out	Yes (MPI, RS-232C)	Yes (MPI, RS-232C)
	Multi-code IR	Yes	Yes
	Installer Menu	Yes	Yes
	Welcome Screen (Boot Logo)	Yes	Yes
	Instant On	Yes	Yes
	VLAN	Yes	Yes
	RJP (Remote Jack Pack) Compatibility	HDMI (CEC)	HDMI (CEC)
	USB Auto Playback	Yes	Yes
	Auto Off / Sleep Timer	Yes / Yes	Yes / Yes
	Smart Energy Saving	Yes	Yes
	Motion Eye Care	Yes	Yes

		65ET960H0UA	55ET960H0UA
INTERFACES	HDMI In	3 (2.0)	3 (2.0)
	USB In	2 (2.0)	2 (2.0)
	Antenna / Cable In (RF)	Yes	Yes
	Optical Digital Audio Out	Yes	Yes
	RS-232C In (Control & Service)	D-Sub 9 pin	D-Sub 9 pin
	LAN (RJ45)	Yes (Ethernet)	Yes (Ethernet)
	AUX LAN (RJ45)	Yes (Ethernet)	Yes (Ethernet)
	Speaker Out / Line Out	3.5 mm Stereo Jack	3.5 mm Stereo Jack
	AV In (Audio In)	3.5 mm Stereo Jack	3.5 mm Stereo Jack
	Service Only	3.5 mm Stereo Jack	3.5 mm Stereo Jack
MECHANICALS	MPI (RJ12)	Yes	Yes
	Front Color	n/a	n/a
	VESA Compatible (W x H)	300 x 200	300 x 200
	Weight without Stand	55.6 lbs / 25.2 kg	41.7 lbs / 18.9 kg
	Weight with Stand	74.7 lbs / 33.9 kg	50.7 lbs / 23.0 kg
	Shipping Weight	90.8 lbs / 41.2 kg	63.1 lbs / 28.6 kg
	OLED Screen Thickness	3.9 mm	3.9 mm
	Dimensions without Stand (W x H x D) (Depth: Front to Lower Back)	57.0" x 32.7" x 1.8" 1,449 x 830 x 47 mm	48.3" x 27.8" x 1.8" 1,228 x 706 x 47 mm
	Dimensions with Stand (W x H x D)	57.0" x 33.9" x 9.9" 1,449 x 862 x 251 mm	48.3" x 29.1" x 9.9" 1,228 x 738 x 251 mm
	Shipping Dimensions (W x H x D)	66.0" x 37.4" x 8.1" 1,677 x 950 x 207 mm	53.0" x 31.9" x 8.1" 1,345 x 810 x 207 mm
POWER	Bezel Width	3.3 mm Even Bezel	3.3 mm Even Bezel
	Power Supply	120 V, 50 / 60 Hz	120 V, 50 / 60 Hz
	Max Power Consumption	441 W	363 W
	Typical Power Consumption	366 W	308 W
WARRANTY & OTHER	Standby Power Consumption	Less than 0.5 W	Less than 0.5 W
	Standards	UL	UL
	EMC Certification	FCC	FCC
	Power Cord	1.65 m, Non-removable, RA plug	1.65 m, Non-removable, RA plug
	Warranty	Two-Year Limited Warranty	Two-Year Limited Warranty
UPC		7 19192 63074 1	7 19192 63075 8