

## Pro:Centric™ Single Tuner™ LED TV with Integrated Pro:Idiom®

- ▶ **49LX560H**  
49" Class (48.5" diagonal)
- ▶ **43LX560H**  
43" Class (42.51" diagonal)
- ▶ **40LX560H**  
40" Class (39.5" diagonal)
- ▶ **32LX560H**  
32" Class (31.55" diagonal)



### RAISING THE STANDARD OF FINE SERVICE

Whenever guests find comfortable accommodations that suit their needs, LG Hotel TVs have been a part of leaving a positive impression. LG's continuing commitment towards achieving the highest standard of excellence enables us to deliver the best solutions and products in the industry.

### A TRUE DEDICATION TO MUTUAL SUCCESS

LG's focus on the success of your business and your guest's satisfaction has led to true partnerships based on reliability, trust and excellence.

### MAXIMIZING THE GUEST EXPERIENCE

As hotel guests are increasingly demanding their at-home viewing experience, greater customization and flexibility of their TV service, the same needs have risen for service providers. LG hotel TVs provide the built-in capability to support customized applications and services through a wide array of system integrators and service providers.

## Pro:Centric™ Application

LG's Pro:Centric® Application enhances the hotel guest experience of their in-room hotel TV. Guests can locate and enjoy available television programming, check on the daily weather and review hotel amenities - all from the comfort of their room using their LG HD TV.

Pro:Centric acts as a digital concierge – guests are presented with a branded user interface on the television and can view "electronic billboards", which present information on hotel amenities such as restaurants, bars, fitness and business centers; or use the interactive Electronic Program Guide (EPG) to select their favorite sitcom or find the premium movie channels.



Portal Welcome Page



Custom Billboards

## FREE Interactive Electronic Program Guide Service for Pro:Centric® TVs!



## Plan Highlights

If your property has purchased or plans to purchase LG's Pro:Centric® TVs, you qualify for a free Electronic Program Guide (EPG) that allows guests to easily navigate TV channels and programs - just like they do at home.

Participating properties must purchase and install a Pro:Centric® server and supply an internet connection for daily program updates. Properties must also contract with an LG authorized partner to install and program the server to match your Free-to-Guest (FTG)

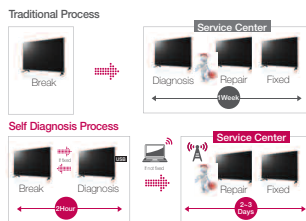
FREE program guide service runs until Dec. 2017, replacing the current programming fee of \$1.50 per room per month.

Contact your LG sales representative or visit [LG.com/us/commercial/display-discover/epg/index.jsp](http://LG.com/us/commercial/display-discover/epg/index.jsp)



## Self Diagnostic

Enables service engineers to recognize technical issues in the TV quickly and easily through a USB device. The TV stores any technical issues it encounters and an output it to a USB device. Service engineers can use the information to analyze technical issues without the actual TV.



## Welcome Screen

Welcome guests with a warm greeting message that includes your hotel name and logo.




## Eco Friendly

LG Hotel TVs has excellent energy saving features such as Intelligent Sensor, Dynamic Power Savings, and Static Power Savings. The hotels can enjoy cost savings while supporting efforts of Green initiative.



## USB Cloning

The USB Cloning feature allows you to simply copy the TV settings onto all TVs using a USB stick, a process that is fully automated to save time without having to set each TV one by one.

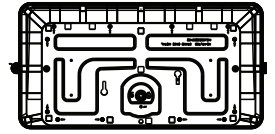
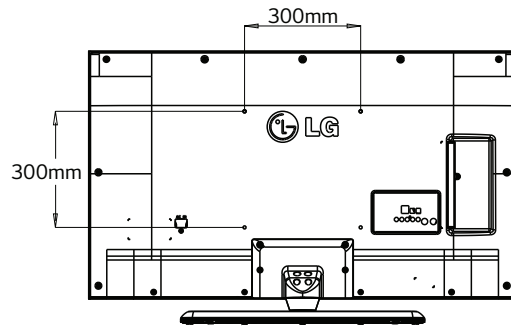
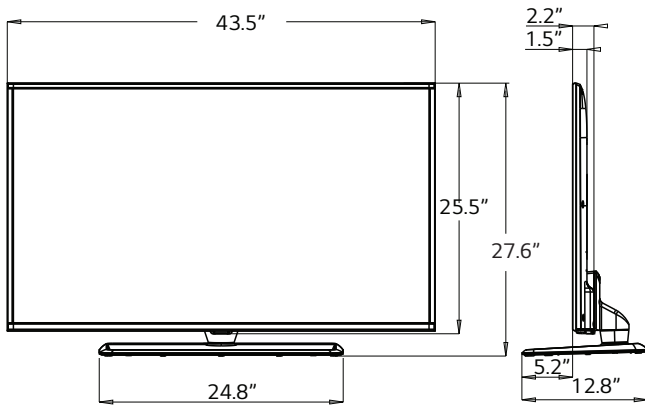


## Multi IR

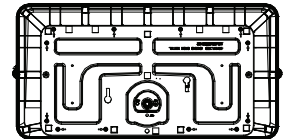
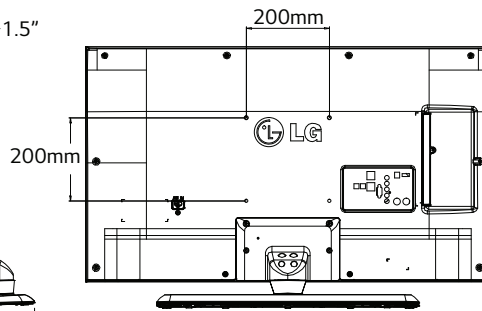
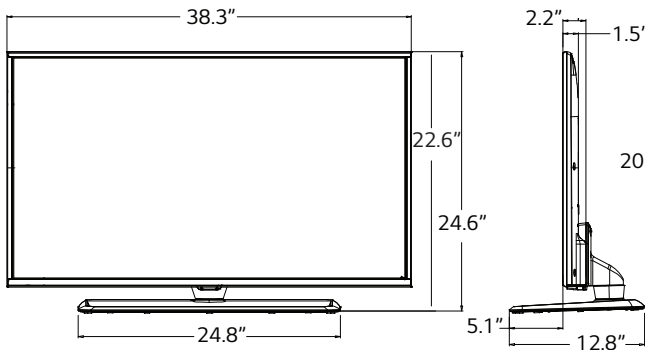
Multi IR function eliminates the remote control signal interference between TVs in multiple dwelling rooms. This system will work using the same LG TV model. (Optional 124-213-10 required)



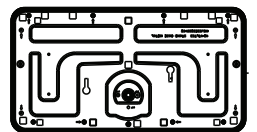
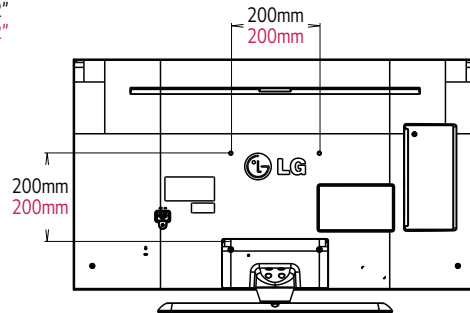
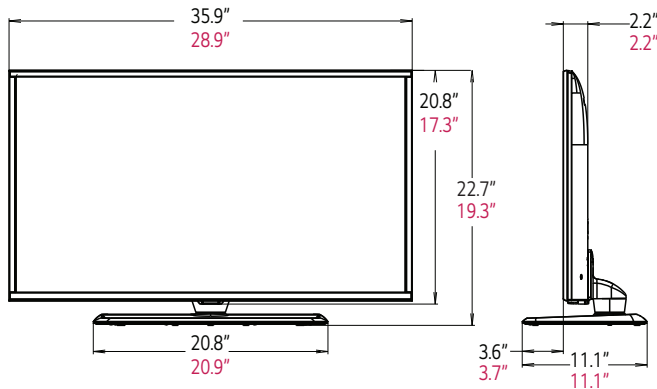
49LX560H



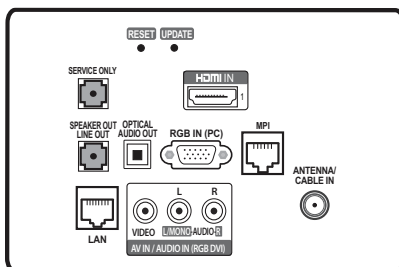
43LX560H



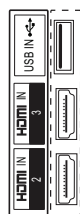
40LX560H | 32LX560H



Rear Jack Panel



Side Jack Panel



Anti-Theft System

The Anti-theft system provides security to prevent TVs theft. Consisting of a Kensington Lock, Mounting Holes, and Credenza Lock Down Plate.

#### Kensington Lock

- LG Hotel TVs are protected by the reliable solution the Kensington Lock.

#### Reinforced Metal Stand

- Full metal reinforced stand to improve sturdiness, durability and safety.
- Provides ( $\pm 20^\circ$ ) Swivel out of the box
- Provides ( $\pm 20/45/90^\circ$ ) Swivel when used with Lock Down plate.

#### Lock Down Plate with Credenza Hole

- Lock the TV firmly to the credenza for added security and help deter theft.
- (Mounting plate, security bolts, nuts and screws are included)



# Pro:Centric Single Tuner LED TV with Integrated Pro:Idiom

▶ **49LX560H**

49" Class (48.5" diagonal)

▶ **43LX560H**

43" Class (42.51" diagonal)

▶ **40LX560H**

40" Class (39.5" diagonal)

▶ **32LX560H**

32" Class (31.55" diagonal)



PANEL	MODEL	49LX560H	43LX560H	40LX560H	32LX560H
	Panel Size	49" Class (48.5" diagonal)	43" Class (42.51" diagonal)	40" Class (39.5" diagonal)	32" Class (31.55" diagonal)
	Panel Technology	Edge		Direct	
	Native Resolution	1920 x 1080 (FHD)			
	Brightness	214cd/m <sup>2</sup>	247cd/m <sup>2</sup>	225cd/m <sup>2</sup>	195cd/m <sup>2</sup>
	Dynamic Contrast Ratio	1,000,000:1			
	Static Panel Contrast Ratio	1200:1		4000:1	1200:1
	Viewing Angle	178°/178°		176° /176°	178°/178°
	Response Time(5 to G)	9ms	8ms	9.5ms	7ms
	Frame Rate	60Hz			
	BROAD-CASTING SYSTEM	Analog	Yes (NTSC)		
Digital		ATSC/QAM/USB			
VIDEO	Triple XD Engine	Yes			
	Dynamic Color Enhance	Yes			
	Real Cinema	24p (3:3 pull down)			
	Aspect Ratio	Yes 5 modes (16:9, Just Scan, Set By Program, 4:3, Zoom)			
AUDIO	Audio Output	10W + 10W			5W + 5W
	Sound System	2.0 ch			
	Sound Mode	Yes 6 modes (Standard, News, Music, Cinema, Sport, Game)			
	Optical Sound Sync	Yes			
	Clear Voice II	Yes			
	Sound Optimizer	Yes 3 modes (Normal, Wall-Mount Type, Stand Type)			
SPECIAL FEATURES	Pro:Centric	Yes (Single Tuner)			
	Pro:Centric Application	Yes (PCA3.0)			
	RF	Yes (1 Tuner)			
	HCAP	GEM / Flash			
	Self Diagnostics	Yes (RF/USB)			
	Auto Configuraiton	EzManager			
	Multicast/Unicast Reac	Yes (P:C Server)			
	HDMI-CEC	Yes (without ARC)			
	HTNG-CEC	Yes			
	Pro:Idiom	Yes			
	Instant ON	Yes			
	Welcome Screen	Yes			
	SI Compatible	Yes (MPI Protocol)			
	Hotel Mode	Yes (Installer menu)			
	IR Out	Yes (MPI Jack)			
	External Speaker Out	Yes (Variable/Fixed/Line Out, 3.5mm, Stereo, Single ended Type(GND,L+,R+), 1W with 8			
	USB 2.0	Yes			
	USB Moving Picture Playback	Divx HD			
	USB Picture	JPEG			
	USB Audio Codec	AC3 (Dolby Digital), EAC3, AAC, Mpeg, MP3, PCM			
	Logical Channel Map	Yes			
	Multi IR Code	Yes			
	Auto Off / Auto Sleep	Yes			
	Smart Energy Saving	Yes			
	Motion Eye Care	Yes			
	Kensington Lock	Yes (Stand)			
	Credenza/Security Screw Hole	Yes			
	Lock Down Plate	Yes (Stand)			
	Commercial Grade Sta	Yes			

INTERFACE (SIDE)	MODEL	49LX560H	43LX560H	40LX560H	32LX560H
	HDMI In	2			
	USB	1 (2.0)			
INTERFACE (REAR)	RF In	1			
	AV In	1			
	Digital Audio Out	1 (Optical)			
	HDMI/HDCP Input	1			
	RGB In	1 (D-sub 15pin)			
	PC Audio Input	1 (Sharing with AV In)			
	RS-232C (D-sub 9pin)	1 (Service Only)			
	HDMI In	1			
	LAN Port	1			
	MPI Port	1 (RJ12)			
	External Speaker Out	1 (3.5mm Phone Jack)			
	PTC Configuration	1 (Sharing with RS232C)			
	MPI Jack (RJ-12)	1			
ACCESSORIES	Power Cord	5.9' Angel Type			
	Manual / ESG	Simple Book			
POWER	Voltage	110 ~ 240V, 50/60Hz			
	Typical	38W	40W	34W	27.5W
	Stand-by	0.5W			
CABINET	Bezel Width On (L/R, U, B) (mm)	15.1, 12.7, 17.8	14.9, 12.5, 17.6	15.5, 12.8, 16.3	17, 14.3, 17.6
	Bezel Width Off (L/R, U, B) (mm)	12.6, 10.2, 15.3	12.6, 10.2, 15.3	14.5, 11.8, 15.3	14.5, 11.8, 15.3
	Swivel (Angle)	20° (± 45°/s / 90° optional)			
	VESA Compatible	300x300mm	200x200mm		
	Without Stand	43.5"x25.5"x2.2"	38.3"x22.6"x2.2"	35.9"x20.8"x2.2"	28.9"x17.2"x2.2"
	Weight Without Stand	31.7 lbs	22.5 lbs	16.5 lbs	11.7 lbs
	With Stand	43.5"x27.6"x12.8"	38.3"x24.6"x12.8"	35.9"x22.7"x11.1"	28.9"x19.3"x11.1"
	Weight With Stand	39.2 lbs	30.0 lbs	22.9 lbs	18.0 lbs
	Carton	47.1"x29.9"x6.4"	41.3"x25.8"x5.5"	42.1"x24.0"x6.4"	31.9"x20.0"x6.9"
	Carton Weight	46.2 lbs	35.1 lbs	27.1 lbs	20.9 lbs
REQUIRED LISTINGS	Safety	UL, FCC			
	Environment	RoHS			
	Etc.	cUL, NOM, Energy Star 7.0			
OTHER	UPC	7 19192 19686 5	7 19192 19687 2	7 19192 19688 9	7 19192 19689 6
WARRANTY	2-Year Limited Warranty (Parts and Labor)   Extended Warranties Available				



The estimated annual energy cost determined in accordance with 16 CFR Part 305.5 for model 49LX560H, 43LX560H, 40LX560H, and 32LX560H are \$9, \$8, \$8, and \$6 respectively.

"Your energy cost depends on your utility rates and use. The estimated cost is based on 11 cents per kWh and 5 hours of use per day. For more information, visit [www.ftc.gov/energy](http://www.ftc.gov/energy)."

<sup>1</sup>FTC Television labeling rule (18 CFR Part 305, as added by 76 Fed. Reg. 1038 (Jan 6, 2011)).



All screen images are simulated. Dimensions and weights are approximate. Design, specifications, and features are subject to change without notice.

© Copyright 2015 LG Electronics USA, Inc. All Rights Reserved. "LG Life's Good" is a registered trademark of LG Corp.

ENERGY STAR is a registered trademark of the U.S. Environmental Protection Agency. In Plane Switching is a trademark of LG Display Co., Ltd. Java is a trademark of Oracle, Inc. Adobe and Flash are either registered trademarks or trademarks of Adobe Systems Incorporated in the United States and/or other countries. The HDMI logo and High-Definition Multimedia Interface are trademarks or registered trademarks of HDMI Licensing LLC.

All other product and brand names are trademarks or registered trademarks of their respective companies.



Printed in the USA. April 2015



LGsolutions.com



Knitec Inc  
Customer Service: 866-469-7111  
[www.knitec.com](http://www.knitec.com)  
E-mail: [sales@knitec.com](mailto:sales@knitec.com)

SPEC\_LX560Hseries\_031537\_PR